



WE WEIGH THE WORLD™

2023

Product Catalog

Industrial & Commercial Scales • POS Products • Load Cells & Mounts

800.223.4227

sales@cas-usa.com

www.cas-usa.com

Global Manufacturer of Commercial & Industrial Scales

Authorized CRS Distributor (Western United States)

Table of Contents

General Information

Locations by Region	5
Ordering Information	6
Warranty, Repairs & Returns	7
MAP Policy	10

Label Printing Scales

CL-7200 Series	11
CL-5500 Series	12
LP-1000N Series	13
Labels	14

Price Computing Scales

S-2000 Series	15
S2000 Jr Series	16
S2000 Jr Labels	17
ER Jr Series	18
EB Series	19
AP-1 Series	20

Portion Control Scales

SW-1/SW-1Z Series	22
SW-1W Series	23
PW-II Series	24

POS Interface Scales

SW-RS Series	25
PD-2Z Series	26
Interface Cables	27

POS Products

POS Products	28
--------------------	----

Balances

XE Series	30
-----------------	----

Bench/Platform Scales

BW Series	31
DL Series	32

ED Series	33
PB Series	34
GW Series	35
Enduro DXL Series	38
Enduro HC Series	39

Checkweighers

Enduro GP Series	40
Enduro Extreme	41

Portable Scales

Transit2 Series	42
CWP	43

Floor Scales

HFS Series	44
Real Deal! Floor Scale Package	45
HFS-SS Series	46
HFS Lift Deck Series	47

Drum Scales

R2-1000	48
---------------	----

Indicators

CI-200 Series	52
CI-2001 Series	53
CI-100A	54
X320 Series	55
R400 Series	56

Controller

CAS Tracker	57
-------------------	----

Printers

Printers	60
----------------	----

Counting Scales

EC-2 Series	62
SC Series	63

Table of Contents

Pallet Jack Scales

CPS Series.....	64
-----------------	-----------

Wheel Weighers

RW-S/RW-L Series.....	65
-----------------------	-----------

Axle Weighers

RW-X200 Series.....	66
---------------------	-----------

RW-X300 Series.....	67
---------------------	-----------

Remote Displays

CAS D732/841.....	68
-------------------	-----------

Beacon Series.....	69
--------------------	-----------

Crane Scales

NC-1 Series.....	70
------------------	-----------

Caston II Plus.....	71
---------------------	-----------

Caston III Plus.....	72
----------------------	-----------

CCB Series.....	73
-----------------	-----------

TM Series.....	74
----------------	-----------

Tank Mounts

CAS-SBM Series.....	75
---------------------	-----------

CAS-5304LB Series.....	78
------------------------	-----------

CAS-5304B Series.....	80
-----------------------	-----------

CAS-59M Series.....	82
---------------------	-----------

CAS-5205 Series.....	85
----------------------	-----------

CAS-5213 Series.....	86
----------------------	-----------

CAS-23M Series.....	88
---------------------	-----------

CAS-RTM Series.....	90
---------------------	-----------

CAS-SB8M Series.....	91
----------------------	-----------

CAS-82M Series.....	92
---------------------	-----------

CAS-16M Series.....	94
---------------------	-----------

CAS-03M Series.....	96
---------------------	-----------

CAS-412M Series.....	98
----------------------	-----------

CAS-6620 Series.....	99
----------------------	-----------

CAS-SP9M Series.....	101
----------------------	------------

CAS-94M Series.....	103
---------------------	------------

CAS-TSA Series.....	104
---------------------	------------

J-Box - Summing Card & Cable.....	105
-----------------------------------	------------

Load Cells

CAS-SBA Series.....	107
---------------------	------------

CAS-SB Series.....	108
--------------------	------------

CAS-ULB Series.....	110
---------------------	------------

CAS-UB6 Series.....	111
---------------------	------------

CAS-UB1 Series.....	112
---------------------	------------

BCA Series.....	113
-----------------	------------

BCM Series.....	114
-----------------	------------

CAS-22 Series.....	115
--------------------	------------

CAS-40 Series.....	116
--------------------	------------

CAS-42 Series.....	117
--------------------	------------

CAS-50SS Series.....	118
----------------------	------------

CAS-50 Series.....	119
--------------------	------------

CAS-50A Series.....	120
---------------------	------------

CAS-50B Series.....	121
---------------------	------------

CAS-40SS Series.....	122
----------------------	------------

CAS-HPS Series.....	123
---------------------	------------

CAS-60040 Series.....	124
-----------------------	------------

BSA Series.....	125
-----------------	------------

CAS-23 Series.....	126
--------------------	------------

CAS-SB14 Series.....	128
----------------------	------------

CAS-SB4 Series.....	129
---------------------	------------

CAS-745 Series.....	130
---------------------	------------

CAS-SB8 Series.....	131
---------------------	------------

CAS-16 Series.....	132
--------------------	------------

CAS-58 Series.....	134
--------------------	------------

CAS-5103 Series.....	135
----------------------	------------

CAS-Q50 Series.....	136
---------------------	------------

CAS-412 Series.....	137
---------------------	------------

CAS-SP9 Series.....	138
---------------------	------------

CAS-94 Series.....	139
--------------------	------------

For up to date pricing, please visit www.cas-usa.com

Locations by Region

Corporate Office

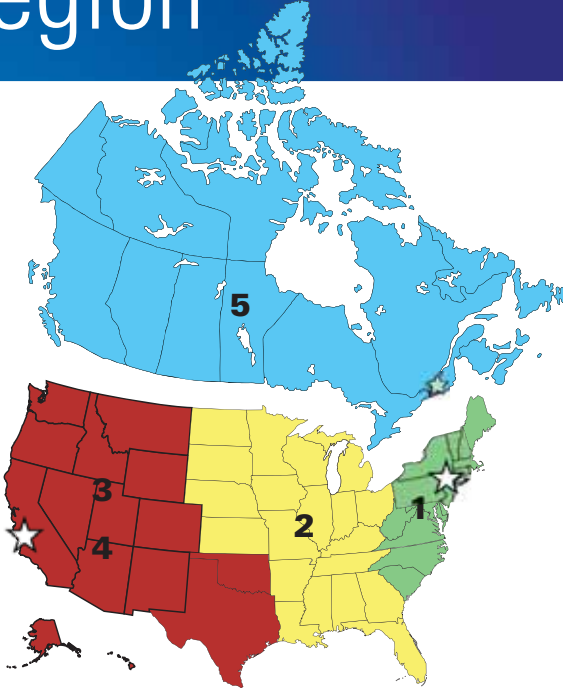
99 Murray Hill Parkway
East Rutherford, NJ 07073
(800) 223-4227
(201) 933-9002
(201) 933-9025 Fax
www.cas-usa.com
sales@cas-usa.com

- Shipping
- Technical Support & Service
- Will Call

Western Office

15910 Valley View Ave Unit C5
La Mirada, CA 90638
(888) 943-7788
(714) 760-4770
(310) 763-9369 Fax

- Shipping
- Technical Support & Service
- Will Call



1 Northeastern Regional Sales Manager

800-223-4227
Fax: (201) 933-9025
sales@cas-usa.com

2 Central Regional Sales Manager

Dan Ashcraft
Cell: (317) 509-7304
dan@cas-usa.com

3 West Regional Sales Manager - Scales

Jessie Mandujano
Cell: (551) 486-3661
jessie@cas-usa.com

4 West Regional Sales Representative - POS

Fred Carrillo
Cell: (619) 252-2912
fcarrillo@cas-usa.com

5 Canadian Sales

British Columbia, Alberta, Saskatchewan, & Manitoba
CAS Retail & Industrial Product Line
800-223-4227

Fax: (201) 933-9025
sales@cas-usa.com

Ontario, Quebec, Newfoundland, & Nova Scotia
CAS Retail Product Line *

Vic-Tek is the official distribution partner in Eastern Canada from Ontario to Nova Scotia, for our retail Measurement Canada approved line of commercial products.

- Faster shipping times - Save time in getting CAS products to your customers
- Less hassle with customs and duty fees
- Calibration and sealing of all MC approved scales
- Two points of contact for support - CAS & Vic-Tek

Vic-Tek
5623 Chemin St. Francois
Montreal, QB H4S 1W6
(514) 337-5544
admin@vic-tek.com

CAS Industrial Product Line
800-223-4227

Fax: (201) 933-9025
sales@cas-usa.com

Ordering Information

For up to date Terms and Conditions, please visit www.cas-usa.com

- **Who Can Order:** You must be an approved CAS Dealer to purchase directly from CAS at reseller pricing. To become an approved dealer, please contact CAS at (800) 223-4227 or www.cas-usa.com for more information.
- **Prices** are current at the time this catalog is released. Prices and/or specifications are subject to change without notice. **For the most up to date pricing and availability, call (800) 223-4227 or visit www.cas-usa.com.** CAS is not responsible for typographical errors. Prices are in USD.
- **Payment Terms:** Net 30 for credit approved Dealers, COD, Visa, Mastercard, American Express, ACH. Checks made payable to CAS Corporation, 99 Murray Hill Parkway, Unit A, East Rutherford, NJ 07073. Credits will be issued for any overpayments, returns, warranties, etc.
- **Demo Program:** CAS does not offer a formal demo model program. For any product valued below \$500, it is suggested for the dealer to purchase the item for their demo stock.
- **Shipping/Freight:** Most stock item orders that are received before 3:00 PM are shipped the day they are received. Any order that will be shipped via freight will be shipped within one business day (weather conditions permitting). Shipping charges will be added to the invoice.
- **Third Party Freight Billing:** Dealers may opt to use third party billing. Please provide your UPS or FedEx account number when ordering. Insurance fees will be added to the final invoice unless otherwise specified in writing.
- **Lead Time:** It is the policy of CAS Corporation to provide same day shipping for most products. Due to the nature of some industrial scale products and the numerous configurations that can be used in industrial applications, please contact a customer service representative for lead time information.
- **Special Orders:** A 50% deposit of the total invoice is required for special orders. A special order is an order for any non-stock item(s) and/or any item(s) that is factory ordered specifically for you. Special orders can not be returned for any reason.

As we continually develop and improve our products to better serve your needs, it is a good practice to regularly check our website, www.cas-usa.com, for the most up-to-date product information, prices and warranty coverage. Our website also allows you to place orders online (Note: You must have an account set up prior to ordering.)

To Place an Order:

The following methods are available for your convenience:

- 1 • Telephone - **(800) 223-4227**
- 2 • Website - **www.cas-usa.com**
(via dealer portal - registration required)
- 3 • Email - **sales@cas-usa.com**
- 4 • Fax - **(201) 933-9025**

CAS recommends placing orders via email, fax, or online at www.cas-usa.com. We do accept verbal orders but will not be held responsible for any errors.

- **Drop Shipments:** CAS provides drop shipping to all Authorized Dealers and their customers. In the event of suspected product failure, it is the responsibility of the selling dealer to provide technical support and/or provide limited technical phone support (See Technical Phone Support Guidelines). If on-site support is required, it is the responsibility of the Dealer to make all the necessary arrangements to properly support the end-user. *Any charges incurred by incorrect shipping addresses will be invoiced back to the dealer.*
- **Signature Releases** - CAS does not require signature releases on any shipment unless requested by the customer. All signature release requests must be included on your purchase order.
- **Canceling Order After Shipment** - If an order is canceled after it has been shipped, you will still be responsible for any freight charges incurred by CAS including original shipping charges, change fee, and return fee, etc.
- **Change of Address After Shipment** - Any incurred shipping charges will be added to your account for any change of address requested after an order has shipped.

Warranty, Repairs & Returns

- **CAS/Dealer Partnership:** Dealer partners are critical to helping sell and support CAS products throughout the USA and Canada. In return, CAS is committed to supporting dealers with high quality products and technical support, so that they can achieve the highest profit margins available today in the weighing and measurement industry.

CAS Corporation makes its products available through multiple channels via Authorized Servicing Dealers or Authorized Non-Servicing Dealers.

- **Servicing Dealer Attributes:** To be considered an Authorized CAS-USA Servicing Dealer, all of the following attributes must be met, otherwise a dealership will be designated as an Authorized Non-Servicing Dealer:

- Service Technician(s) on staff
- Building/Shop
- Provide Field Support
- Responds to customers technical inquiries
- Provide superior customer service which includes product knowledge, order management and product return management.

- **Obligations of Servicing Dealer**

- Must provide superior customer service which includes product knowledge, order management, and product return management.
- Technical support including both phone, email, & on-site to the end-user customer is the responsibility of the Authorized Servicing Dealer. This includes drop shipments. If the Authorized Servicing Dealer's customer calls, emails, or chats CAS for technical support, the customer will be directed back the Servicing Dealer.



- **Obligations of Non Servicing Dealer**

- Must provide superior customer service which includes product knowledge, order management, and product return management.
- Can sell only products in product groups outlined in the signed Dealer Agreement if productized services as outlined below are not advertised.
- Non-Servicing Dealers must include productized services on specified products in the current CAS Product Catalog and/or CAS website (eg. CL Works Pro - Database Set Up, CL Series wireless setup, Installation & Calibration, etc.). Productized services are to be performed by a CAS Authorized Servicing Dealer local to the selling dealers end-user customer or a representative of CAS. The productized services list is available at www.cas-usa.com or call 800.223.4227
- CAS Corporation will provide limited technical support - basic troubleshooting, initial set up questions, basic user procedures. If on-site support is required, it is the responsibility of the selling dealer to make all the necessary arrangements with a local servicing dealer to properly support the end-user. Warranty issues will be addressed on a case by case basis.

Warranty

- All scales covered under the original CAS warranty period (See CAS Limited Warranty Period list) will be repaired or replaced free of charge in the case of defects in material and/or workmanship providing the CAS product and/or part was installed by a trained Authorized CAS Dealer.
- The CAS warranty covers equipment that has been installed and tested by an authorized scale technician/reseller. This includes drop shipments. In the event of a suspected malfunction, the on-site dealer must work with the CAS Service Department to determine the cause of the malfunction and the steps necessary to repair or replace the defective unit.
- Parts (including print heads) and repairs are covered under a 90 day limited warranty period. Only stainless steel, hermetically sealed load cells in wash down applications are covered under the CAS Limited Warranty program.
- Rechargeable battery warranty is 90 days. Batteries are a consumable item which degrade with time and use. CAS will replace the rechargeable battery if it is determined to be defective within 90 days from the date of purchase.

Warranty, Repairs, & Returns

CAS Corporation is the sole arbiter in determining if a CAS product or part requires warranty repair.

- **Calibration:** Calibration procedures can be obtained by either calling (800) 223-4227 or visiting www.cas-usa.com. Match calibration is available as an option for drop ship requirements. Match calibration does not indicate that the scale has been certified for commercial use. All commercial applications require that the scale be installed by a licensed scale service technician according to your local weights and measures regulations. **Please note: Calibration is not covered under warranty.**
- **Out of Box Failures:** A Any CAS product that does not operate as advertised, whether it was sold as a factory calibrated unit or as a scale that requires scale calibration in order to be put in service, will be deemed an out of box failure (OBF). If you believe you have an OBF, please contact technical support at 800.223.4227. If the product is determined to be an out of box failure, you will be issued an RA# along with a return shipping label for non-freight products. You must submit a purchase order for the replacement scale referencing the OBF RA#. Full credit on the OBF product will be issued once the unit arrives and is inspected by a CAS technical support representative. CAS reserves the right to contract with an authorized trained service representative to diagnose/repair any suspected OBF product in the field.
- **International Shipping:** CAS Corporation is not responsible for any freight charges on any international warranty claims. The dealer assumes all responsibility.
- **Warranty Period for Inventoried Products:**
 - **One year warranty period:** 18 months from shipment or 12 months from installation - whichever comes first. From 12 months to 18 months, a customer sales invoice must be provided.
 - **Two year warranty period:** 30 months from shipment or 24 months from installation - whichever comes first. From 24 months to 30 months, a customer sales invoice must be provided.

Repairs

- **Repair Policy:** It is the policy of CAS Corporation to repair and ship all repairs within 5 days of receipt. The above mentioned turnaround time assumes the unit was sent with all required documentation and is subject to CAS verification of warranty. In the unusual case of a delay in service resulting from a parts backorder, insufficient documentation, missing parts, etc., the Dealer will be contacted immediately and given an estimated turnaround time. On warranty repairs, the Dealer/Customer is responsible for shipping to CAS Corporation. CAS Corporation is responsible for return shipment to Dealer/Customer. Scales that are returned for repair will be held for 90 days after a quote has been submitted to the dealer for approval. CAS will not keep possession of a dealer's product for more than 90 days.
- **Parts & Labor:** Charges for replacement parts used for warranty repair will not apply if the repair is done at CAS Corporation facility. If a Dealer replaces a warranty part in the field, the Dealer will be given the credit for the cost of the part, assuming the defective or damaged part is returned with the proper scale information under a return authorization number (RA #) for the part. **CAS does not reimburse Dealers (or others) for their travel time and/or labor when performing a warranty repair in the field.**
- **Labor Rates:**
 - In-house service repair: 80.00/hr (min. 1 hour)
 - In-house evaluation: 80.00/hr (min. ½ hour)Labor charges do not apply to repairs that are done under warranty.

All billable repairs must be agreed to in writing, (eg. email, signed estimate, etc.) before work will begin.

Returns

- **Returns:** No merchandise may be returned without prior authorization from CAS Corporation.
 - All returns must be arranged in advance by CAS Corporation's Technical Service Department.
 - All returns must have a Return Authorization (RA) number displayed prominently on the shipping box.
 - All returns for credit, replacement or repair must refer

For up to date Terms & Conditions and Warranty, Repairs, & Returns, please visit www.cas-usa.com

Warranty, Repairs, & Returns

to the RA# supplied. RA Forms must be filled out completely and included with your return shipment. PLEASE BE ADVISED: The issuance of an RA# does not insure credit will be given. All returns are evaluated upon receipt to determine the amount of credit, if any, will be given.

- Merchandise sold on a non-returnable basis may not be returned. (See Non-Returnable Products)
 - Return authorizations are only given to authorized dealers. End-users can ship directly to CAS Corporation as long as all return authorization shipping guidelines are communicated to the dealer.
 - *All returns are subject to a minimum re-stocking fee of 15%. New scales returned without original packaging and/or accessories, manuals, etc., will be subject to a higher restocking fee. Credit will not be given on any product(s) returned that can not be refurbished and re-sold as new.*
 - Freight charges will not be credited on any RA return approved for credit for any reason unless the return is to due an out of box failure.
 - Returns must be made within 30 days of the issuance of the Return Authorization to be eligible for credit.
 - CAS is not responsible for any loss of data. Please back up data, if applicable, before returning the scale.
 - **Non-Returnable Products:** The following items can not be returned for any reason:
 - Used scales
 - Special Orders
 - Products purchased 6 months or greater past the purchase date.
 - **Shipping Damage Claims Procedures:** Inspect merchandise as soon as delivery is received. If the merchandise appears to be damaged, please refuse delivery.
 - Contact CAS at (800) 223-4227 within 5 business days of receiving shipment
 - CAS will file a claim with the carrier
 - CAS will ship a replacement product.
- If concealed loss or damage is discovered -
- Save all items pertaining to the shipment including the product, original box, and any other packaging material in which the product arrived.
 - Contact CAS at (800) 223-4227 within 5 business days of receiving shipment

CAS-USA LIMITED WARRANTY PERIOD

Model	Years	Model	Years
AP Series	2	Mounts	1
Beacon Series	2	NC-1 Series	2
BW Series	2	PB Series	1
Caston II Plus	2	PD-II	2
Caston III Plus	2	Printers	
CCB Series	2	- DT2X/4X	1
CI-100A	2	- ZX1200/1300	1
CI-200 Series	2	- TMU295	1
CI-2001 Series	2	PW-II	1
CL5500	1	R2 Series	2
CL7200	1	R400 Series	2
CPS 1/2	2	RW-S/L	2
CPS Plus	2	RW-X200/300	1
CRD Series	2	S-2000	2
CWP	2	S2000 Jr	2
D732/D841	2	SC Series	2
DL Series	2	SW Series	1
EB Series	2	SW-Z Series	1
EC-2 Series	2	SW-RS Series	1
Enduro Series	2	SW-1W Series	1
ED Series	2	TM Series	2
ER Jr	1	Tracker	1
GW Series	2	Transit 2	1
HFS Series	2	X320	2
HFS-SS Series	1	XE-Series	2
Load Cells	1		
LP-1000N/NP	1		

- CAS will file a claim with the carrier
- CAS will ship a replacement product.

It is important that all claims must be made within 5 business days of delivery. For more details on shipping damage claims procedures, please visit www.ups.com, www.fedex.com or call (800) 223-4227.

- **Dealer Support:** For service or support, call (800) 223-4227 or go to www.cas-usa.com and log into the **Authorized Dealers** section of the website. If you do not have a login account set up, please visit www.cas-usa.com and click on Create Dealer Account under the Account link in the header.

MAP Policy

CAS Corporation has established a Minimum Advertised Price (MAP) policy to protect the value of the CAS brand, as well as the interests of our valued authorized re-selling partners. CAS understands that the re-seller is not required to abide by this MAP policy, however, CAS has the right to cease all sales to any reseller that chooses to advertise CAS products below MAP.

This policy has been unilaterally adopted by CAS Corporation and applies to all CAS Resellers.

CAS Authorized resellers and their customers, if applicable, cannot advertise CAS products (including options and parts) lower than the prices as stated in this MAP Policy. This policy applies to all commercial advertising placements, print ads, broadcast, direct mail, faxes, Internet, email, etc. CAS Authorized reseller's Internet website and their customer's Internet websites are considered to be advertising, and as such are subject to the CAS MAP Policy.

It is the responsibility of a CAS Authorized Reseller that sells to a sub-dealer, to monitor the advertised prices of the sub-dealer. If the sub-dealer is advertising below MAP, the Authorized reseller must inform their sub-dealer to adjust advertised pricing to meet or exceed MAP levels. A sub-dealer is defined as a CAS Authorized Reseller's customer that re-sells CAS products.

The CAS MAP Policy does not in any way restrict the dealer's actual selling price. It does apply to any activity which CAS determines, in its sole discretion, is designed or intended to circumvent the intent of the CAS MAP Policy.

The CAS Authorized Reseller may not make any statements or comments on its website in connection with any CAS MAP Product(s) that indicates or implies that a lower price may be found during online checkout process, including, but not limited to the following:

- Click for price • Click here for lower price • See price in cart
- Add to cart for lower price • Check cart for lower price
- Price to low to advertise • Click for coupon

Any CAS product being sold as used, used like new, open box, etc., must show the image of the actual scale being sold. If multiple used CAS products are available for sale, the actual images must be shown with each individual scale. The serial number(s) must be shown in the product description.

Parts cannot be sold on any third party website, including Amazon, eBay, Walmart, etc. Exceptions: options and accessories including AC adapters, interface cables, fish platters, produce platters, printers, remote displays, and scanners.

Each CAS product must stand on its own with the proper assigned model number. Bundling a CAS product together with other CAS products or non CAS products is a violation of this MAP policy.

The CAS MAP Policy does not apply once an item is placed in a customer's "shopping cart" on an Internet website. Once the pricing is associated with the end user's intent to purchase, the price is deemed the "selling price" and will fall outside the CAS MAP policy.

If a substitute model number is used, the advertised price must still be at MAP levels.

Failure to comply with the CAS MAP policy may result in the suspension of your CAS dealership status. Once notified, a dealer has a 24 hour period to update pricing to MAP levels.

- 1st offense - Immediate suspension of any orders until dealer is in compliance with MAP.
- 2nd offense - CAS will suspend all sales for a period of 30 days.
- 3rd offense - CAS will suspend all sales indefinitely.

If you have any questions on this MAP Policy, please call your sales representative or (800) 223-4227.



MAP Pricing can be found on the product pages.

CL-7200 Series

Touchscreen Label Printing Scale

- 30, 60 lb, & 300 lb (Remote Platform) Capacities - Dual Range
- 10.2" Touchscreen display - 7" Customer side display
- 4,000 PLU's with Direct Ingredient Message in PLU data file
- 99 Category Keys x 20 Pages x 72 Keys Max (1 x 1 Size)
- 45 "Ready" Made and up to 20 Custom Formats
- Multiple Barcode Formats • USB or PC Firmware Upgrades
- CL-Works Pro Software Available for Download
- Approvals: NTEP - 17-096 / Measurement Canada - AM-6087
- Country of Origin: South Korea



▲ CL7200U



▲ CL7200U w/fish pan



◀ CL7200PH Remote Platter

		30 lb Models	60 lb Models
Capacity & Resolution	lb	15/30	30/60
		0.005/0.01	0.01/0.02
	kg	6/15	15/30
		0.002/0.005	0.005/0.01

Model	Overall Size	Platter Size
CL7200P	16.14 x 19.68 x 17	14.96 x 9.84
CL7200PH	-	20.25 x 15.5

All sizes: in inches / W x D x H



Available printed elements on custom labels:

- Vertical Barcodes
- Ingredients
- Nutrition Facts
- Sales Discounts
- Graphics
- Multiple Languages
- And More!

MODELS - CL7200 Series - CL7200 network systems require special training before purchase

Item #	Model	Est. Ship Weight	List Price	% Off List	Dealer Price	MAP \$
NTEP Approved Models						
CL7200P-30W	CL7200 - 30 lb capacity - Ethernet and Wireless	32 lbs	2,895.00	40%	1,737.00	2,895.00
CL7200P-60W	CL7200 - 60 lb capacity - Ethernet and Wireless	32 lbs	2,895.00	40%	1,737.00	2,895.00
CL7200PH-60	CL7200 with Remote Platform - 60 lb capacity (NTEP Pending)	53 lbs	3,795.00	40%	2,277.00	3,795.00
CL7200PH-300W	CL7200 with Remote Platform - 300 lb capacity	53 lbs	3,795.00	40%	2,277.00	3,795.00
Measurement Canada Approved Models						
CL7200-P15KGW-CA	CL7200 - 15 kg capacity - Ethernet and Wireless	32 lbs	2,895.00	40%	1,737.00	2,895.00
CL7200-P30KGW-CA	CL7200 - 30 kg capacity - Ethernet and Wireless	32 lbs	2,895.00	40%	1,737.00	2,895.00

OPTIONS

Item #	Description	Ship Weight	List Price	% Off List	Dealer Price
TC74	Fish Pan (shipped with scale*)	32 lbs	85.00	50%	42.50
TC74	Fish Pan	5 lbs	85.00	40%	51.00
EC71	Label Cartridge	2 lbs	95.00	40%	57.00
CL-CUSTOM **	Custom Label setup - Contact Service Dept for Details				From \$125
CL-PLU	Custom Database Setup				Please Call

For processing applications see CAS Tracker on page 57

* Standard platter removed
 ** Please call for custom label format requirements
 *** If a case of labels are ordered with the scale, a roll from the case will be installed

CL-5500 Series



Label Printing Scale



- 30 & 60 lb Capacity Dual Range
- LCD Displays
- 4,000 PLU's w/Direct Ingredient Messages - Max 2,100 Characters
- 96 Speed Keys (48 keys x 2) / CL5500R/H: 144 Speed Keys (72 keys x 2)
- 45 "Ready" Made and up to 20 Custom Formats
- Multiple Barcode Formats • Flash ROM for Easy Firmware Upgrades
- Works w/CLWorks Pro • Built-in Ethernet / Optional Wireless Networking
- Approvals: NTEP - 07-042A4
- Country of Origin: South Korea

Please note: The pole display is not an option. It is a separate model. Once you purchase a CL-5500B, you CANNOT attach a pole display.

		30 lb Models	60 lb Models
Capacity & Resolution	lb	15/30	30/60
		0.005/0.01	0.01/0.02
	kg	6/15	15/30
		0.002/0.005	0.005/0.01

Model	Overall Size	Platter Size
CL5500B	16 x 17 x 6.8	15 x 9.6
CL5500R	16 x 17 x 23.9	15 x 9.6
CL5500H	17 x 11.5 x 27.8	17 x 11.5 x 1
CL5500RP	11.8 x 15.7 x 3.5	

All sizes: in inches / W x D x H

MODELS - CL5500 Series - CL5500 network systems require special training before purchase

Item #	Model	Est. Ship Weight	List Price	% Off List	Dealer Price	MAP \$
NTEP Approved Models						
CL5500B-60NE	CL5500B - 60 lb capacity, includes Ethernet capability	36 lbs	2,245.00	40%	1,347.00	2,245.00
CL5500R-60NE	CL5500R Pole - 60 lb capacity, includes Ethernet capability	36 lbs	2,345.00	40%	1,407.00	2,345.00
CL5500B-60W	CL5500B - 60 lb capacity w/wireless card	36 lbs	2,475.00	40%	1,485.00	2,475.00
CL5500R-60W	CL5500R Pole Model - 60 lb capacity w/wireless card	36 lbs	2,575.00	40%	1,545.00	2,575.00
CL5500B-30NE	CL5500 Bench - 30 lb capacity, includes Ethernet capability	36 lbs	2,245.00	40%	1,347.00	2,245.00
CL5500R-30NE	CL5500 Pole - 30 lb capacity, includes Ethernet capability	36 lbs	2,345.00	40%	1,407.00	2,345.00
CL5500B-30W	CL5500B - 30 lb capacity w/wireless card	36 lbs	2,475.00	40%	1,485.00	2,475.00
CL5500R-30W	CL5500R Pole Model - 30 lb capacity w/wireless card	36 lbs	2,575.00	40%	1,545.00	2,575.00
CL5500H-60NE	CL5500H Hanging - 60 lb capacity, includes Ethernet capability	36 lbs	2,875.00	40%	1,725.00	2,875.00
CL5500H-60W	CL5500H Hanging - 60 lb capacity w/wireless card	36 lbs	3,105.00	40%	1,863.00	3,105.00
CL5500RP-60	CL5500 Remote Platter 60 lb capacity - Dealer Installs	23 lbs	450.00	40%	270.00	450.00
	CL5500 Remote Platter 60 lb capacity - Installed	23 lbs			Add \$75	

Item #	Description	Ship Weight	List Price	% Off List	Dealer Price
TCL2	Fish Pan (shipped w/scale*)	36 lbs	85.00	50%	42.50
TCL2	Fish Pan	4 lbs	85.00	40%	51.00
ECL1	Label Cartridge	2 lbs	95.00	40%	57.00
KCL5	Full Body Protective Cover	1 lb	35.00	40%	21.00
PC54	Wireless Network Kit	3 lbs	375.00	40%	225.00
KCL3	Keyboard Wet Cover-CL5500B	1 lb	30.00	40%	18.00
KCL4	Keyboard Wet Cover-CL5500R	1 lb	30.00	40%	18.00

Services

CL-CST **	Custom Label setup - Contact Service Dept for Details				From 125.00
CL-PLU	PLU Database Setup				Please Call
CL-LC ***	Default Label Format Change				40.00

* Standard platter removed

** Please call for custom label format requirements

*** If a case of labels are ordered with the scale, a roll from the case will be installed

LP-1000N Series

Label Printing Scale



& Measurement Canada Approved

- 30 x 0.01 lb Capacity
- Stores up to 4,000 PLUs
- 30 Standard Label Formats • 54 Preset Keys
- Standard RS-232C & USB* • Auto-Prepack Feature
- Ingredients Printing: Up To 400 Char. per PLU
- Commodity Name: Up To 56 Char. per PLU
- Works w/LP Works software package (avail via download)
- USB Cable Included (Scale to Computer)
*RS232 Serial Cable Not Included
- Approvals: LP-1000N/NP - NTEP - 92-169
LP-1.6 - Measurement Canada - AM-5590
- Country of Origin: South Korea

Model	Overall Size	Platter Size	Capacity
LP1000N	16.1 x 16.9 x 7.8	15.7 x 9.6	30 x 0.01 lbs
LP1000N-CA			15 x 0.005 kg
LP1000NP	16.1 x 19.3 x 23.6	15.7 x 9.6	30 x 0.01 lbs
LP1000NP-CA			15 x 0.005 kg

All sizes: in inches / W x D (x H)

MODELS - LP-1000N/LP1000N-CA (LP1.6) Series

Item #	Model	Est. Ship Weight	List Price	% Off List	Dealer Price	MAP \$
NTEP Approved Models						
LP1000N	LP-1000N Label Printing Scale	33 lbs	1,395.00	40%	837.00	1,395.00
LP1000NP	LP-1000NP Label Printing Scale, Pole Model	34 lbs	1,495.00	40%	897.00	1,495.00
Measurement Canada Approved Models						
LP1000N-CA	LP-1.6 Label Printing Scale for Canada - RS232 Port Only	33 lbs	1,395.00	40%	837.00	1,395.00
LP1000NP-CA	LP-1.6 Label Printing Scale for Canada, Pole - RS232 Port Only	34 lbs	1,495.00	40%	897.00	1,495.00

Call your sales representative for quantity discounts

OPTIONS

Item #	Description	Ship Weight	List Price	% Off List	Dealer Price
TS03	Fish Pan (shipped with scale*) - 17" (W) x 11.25" (D)	33 lbs	90.00	50%	45.00
TS03	Fish Pan Only - 17" (W) x 11.25" (D)	4 lbs	90.00	40%	54.00
KL15	Keyboard Wet Cover	1 lb	30.00	40%	18.00
JL12	RS-232C 25 To 9 Pin Cable (Scale To Computer)	2 lbs	30.00	40%	18.00
JL11	RS-232C 25 To 25 Pin Cable (Scale To Scale)	2 lbs	30.00	40%	18.00

* Standard platter removed

PLU Data

Commodity Name, Message, Item Code, Tare Weight, Unit Price, Group Code

Printing Data

Commodity Name, Message, Packed-on Date, Sell-by Date, Unit Price, Weight Total Price, Store Name & Address
Custom Format: Serial No., Time, PLU No., Group Code



LP-1000N

LP-1000NP

Please note: The pole display is not an option. It is a separate model. Once you purchase an LP-1000N, you CANNOT attach a pole display.

Retail

Labels

Free Shipping* on quantities of 50 label cases and above - Mix & Match



▲ LST-8000

▲ LST-8010

▲ LST-8020

▲ LST-8030

▲ LST-8040

Item #	Description	Ship Weight (case)	List Price	Qty 1-4 Cases	Qty 5-9 Cases	Qty 10-49 Cases	Qty 50-99 Cases	Qty 100+ Cases
				30% Off List	35% Off List	40% Off List	42% Off List	45% Off List
LP-1000/LP-II/CL-5000/CL-5500/CL-7200/Godex Labels								
LST-8000	58 x 30 mm, Non-UPC (1,000 per roll - 12 rolls per case)	9 lbs	\$52 per case	36.40	33.80	32.24	31.20	28.60
LST-8000B	58 x 30 mm, Blank (1,000 per roll - 12 rolls per case)							
LST-8010	58 x 40 mm, UPC (700 per roll - 12 rolls per case)							
LST-8010B	58 x 40 mm, Blank (700 per roll - 12 rolls per case)							
LST-8020	58 x 60 mm, UPC/Ingredients (500 per roll - 12 rolls per case)							
LST-8030	58 x 50 mm, Non-UPC/Safe Handling (600 per roll - 12 rolls per case)							
LST-8040	58 x 60 mm, UPC/Safe Handling (500 per roll - 12 rolls per case)							
LST-8050 (For LP-II Only)	64 mm x 205' Continuous Strip, Blank 6 rolls per case	10 lbs	\$82 per case	57.40	53.30	50.84	49.20	45.10
LST-8052 (For CL Only)	60 mm x 100' Continuous Strip, Blank 12 rolls per case (with 60 mm liner)	9 lbs	\$52 per case	36.40	33.80	32.24	31.20	28.60
LST-8062	58 x 55 mm, Blank (600 per roll, 12 rolls per case)	9 lbs	\$58 per case	40.60	37.70	35.96	34.80	31.90
LST-8065	58 x 75 mm, Blank (400 per roll, 12 rolls per case)	9 lbs	\$52 per case	36.40	33.80	32.24	31.20	28.60
LST-8070	58 x 100 mm, Blank (250 per roll, 12 rolls per case)	9 lbs	\$52 per case	36.40	33.80	32.24	31.20	28.60
S-2000 Jr. Labels								
LST-8060-18 (For DLP-50 Only)	55 x 25 mm, Blank (550 per roll - 18 rolls per case)	6 lbs	\$45 per case	31.50	29.25	27.90	27.00	24.75
LST-8000B	58 x 30 mm, Blank (500/roll, 12 rolls/cs)	9 lbs	\$52 per case	36.40	33.80	32.24	31.20	28.60

*Mix and Match cases to receive Quantity Discount Pricing

* Free shipping offer applies only to single orders that are shipped to one location within the continental USA. Shipping fees will be added to cover the cost of residential delivery, lift deck, or any other special delivery requests. CAS reserves the right to choose shipping carrier and method.

S-2000 Series



▲ S-2000

Price Computing Scale



Measurement Canada **Approved**

- 3 Models Available
- VFD Display
- 999 PLU Memory
- Tactile Switch Keyboard
- Stainless Steel Platter
- Approvals: NTEP - 91-141A2
Measurement Canada - AM-5548 (S2000-60LB only)
- Country of Origin: South Korea

Retail

Model		S2000	S2000-60LB	S2000KG	S2000	
Capacity & Resolution	lb	0-30 x 0.01 lb	0-30 x 0.01 lbs / 30-60 x 0.02 lbs		Dimensions W x D x H	Inch 15.3 x 14.3 x 6.4
	kg			0-15 x 0.005 kg / 15-30 x 0.01 kg		mm 388 x 364 x 163
					Platter W x D	Inch 11.9 x 13.9
						mm 302 x 353

MODELS - S-2000 Series

Item #	Model	Est. Ship Weight	List Price	% Off List	Dealer Price	MAP \$
NTEP Approved Models						
S-2000-30	S-2000 30 lbs	22 lbs	495.00	40%	297.00	495.00
S-2000-60	S-2000 60 lb Dual Range	22 lbs	495.00	40%	297.00	495.00
Measurement Canada Approved Models						
S2000-30KG	S-2000 30 kg Dual Range	22 lbs	495.00	40%	297.00	495.00

Call your sales representative for additional quantity discounts

OPTIONS

Item #	Description	Ship Weight	List Price	% Off List	Dealer Price
TS03	Fish Platter (shipped with scale*) - 17"(W) x 11.25"(D)	23 lbs	90.00	50%	45.00
TS03	Fish Platter Only - 17"(W) x 11.25"(D)	3 lbs	90.00	40%	54.00
KS06	Keyboard Wet Cover	1 lb	20.00	40%	12.00

* Standard platter removed

S2000 Jr Series

Price Computing Scale



- Bench Model & VFD Pole: 3 Direct PLU's & 197 Indirect PLU's
- LCD Pole Model: 36 Direct PLU's & 164 Indirect PLU's
- Soft Touch Tactile Switch with Rubber Keypad
- LCD w/Backlight
- Rechargeable Battery (LCD & VFD Models)
- AC Power Cord Included
- Stainless Steel Platter
- Kg/lb/oz Switchable
- Approvals: NTEP - 06-013 (S2000 Jr Series)
- Country of Origin: China



▲ S-2000 Jr LCD



▲ S-2000 Jr LCD w/Pole Display

Model		S2JR15	S2JR30	S2JR60
Capacity & Resolution	lb	0 - 6 x 0.002 lbs	0 - 15 x 0.005 lbs	0 - 30 x 0.01 lbs
		6 - 15 x 0.005 lbs	15 - 30 x 0.01 lbs	30 - 60 x 0.02 lbs
	oz	0 - 80 x 0.05 oz	0 - 200 x 0.1 oz	0 - 400 x 0.2 oz
		80 - 160 x 0.1 oz	200 - 400 x 0.2 oz	400 - 1000 x 0.5 oz
	kg	0 - 3 x 0.001 kg	0 - 6 x 0.002 kg	0 - 15 x 0.005 kg
		3 - 6 x 0.002 kg	6 - 15 x 0.005 kg	15 - 30 x 0.01 kg

		S2JR Bench	S2JR Pole
Dimensions W x D x H	In	13 x 13.6 x 4.2	13 x 15.2 x 16.2
	mm	330 x 346 x 107	330 x 386 x 413



◀ **Optional DT2X Label Printer**
Overall Size: 3.94(W)x8.58(D)x6.77(H)

MODELS - S-2000 Jr/ER Jr Series

Item #	Model	Est. Ship Weight	List Price	% Off List	Dealer Price	MAP \$
NTEP Approved Models						
S2000JR-15L	S2000 Jr 15lb w/LCD	12 lbs	319.00	40%	191.40	319.00
S2000JR-30L	S2000 Jr 30lb w/LCD	12 lbs	319.00	40%	191.40	319.00
S2000JR-60L	S2000 Jr 60lb w/LCD	12 lbs	319.00	40%	191.40	319.00
S2000JR-15LP	S2000 Jr 15lb w/LCD Pole Display	14 lbs	369.00	40%	221.40	369.00
S2000JR-30LP	S2000 Jr 30lb w/LCD Pole Display	14 lbs	369.00	40%	221.40	369.00
S2000JR-60LP	S2000 Jr 60lb w/LCD Pole Display	14 lbs	369.00	40%	221.40	369.00

Call your sales representative for quantity discounts

OPTIONS

Item #	Description	Ship Weight	List Price	% Off List	Dealer Price
TS22	Fish Platter (shipped with scale*)	17 lbs/19 lbs	90.00	55%	40.50
TS22	Fish Platter Only - 14.5" (W) x 10.5" (D)	4 lbs	90.00	40%	54.00
TS23	Produce Platter Only - 15" (W) x 10.5" (D)	4 lbs	105.00	40%	63.00
KS21	Full Body Protective Cover	1 lb	21.00	40%	12.60
DT2X-01	DT2X Label/Receipt Printer w/USB & JS21 Serial Cable	5 lbs	395.00	30%	276.50

* Standard platter removed

S2000 Jr Series

Label Formats

Give your customer some simple label solutions for the S2000 Jr Price Computing Scale and Godex DT2X Direct Thermal Label Printer. Choose from one of four available formats.

- Weight, Unit Price, & Total Price plus Header: "Thank You" & Footer: "Have a Nice Day!"
- Weight, Unit Price, & Total Price plus Custom Header/Footer
- Weight, Unit Price, & Total Price plus Time/Date and Custom Header/Footer
- Weight, Unit Price, & Total Price plus Time/Date and/or Tare, Custom Header/Footer

The label format will be loaded to the Godex DT2X and tested prior to shipping. Don't forget to order a case of LST-8000B labels. Other customized fields and blank die-cut labels available.

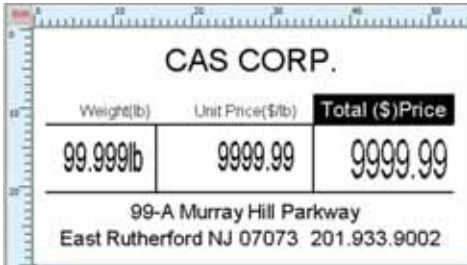
Label Formats

Item #	Model	Printer	List Price	Dealer Price
LST-8000B-001	S2000 Jr Label Format, includes weight, unit price, & total price Unit switchable Header: Thank You, Footer: Have a Nice Day!	Godex DT2X	Included	Included
LST-8000B-002	S2000 Jr Label Format, includes weight, unit price, & total price Unit switchable Header: (CUSTOM), Footer: (CUSTOM)	Godex DT2X		\$40
LST-8000B-003	S2000 Jr Label Format, includes weight, unit price, & total price Unit switchable, Time, Date Header: (CUSTOM), Footer: (CUSTOM)	Godex DT2X		\$40
LST-8000B-004	S2000 Jr Label Format, includes weight, unit price, & total price Unit switchable, Time, Date, Tare Header: (CUSTOM), Footer: (CUSTOM)	Godex DT2X		\$40

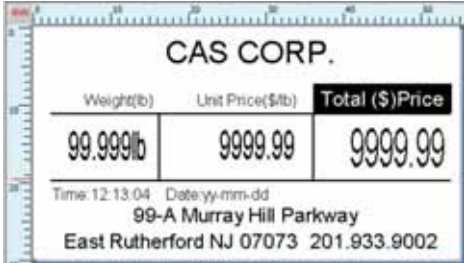
▼ LST-8000B-001



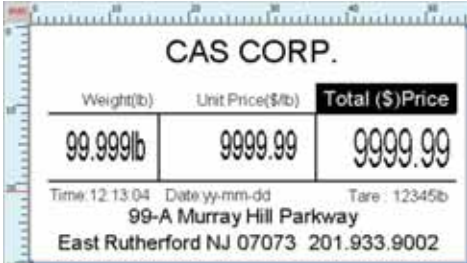
▼ LST-8000B-002



▼ LST-8000B-003



▼ LST-8000B-004



ER Jr Series



▲ ER Jr

Price Computing Scale



Measurement & Canada **Approved**

- 30 lbs (0-15 x 0.005 lbs / 15-30 x 0.01 lbs)
- 15 kg (0-6 x 0.002 kg / 6-15 x 0.005 kg)
- LCD Display with Blue Backlight
- 3 Direct PLUs
- Tare: Platter, Keyboard, Programmable
- AC & Battery Operated (Rechargeable Battery Included)
- Kg/lb Switchable
- Country of Origin: China
- Approvals: NTEP - 10-090
Measurement Canada - AM-5684
- Country of Origin: China

Model		ERJR30L
Capacity & Resolution	lb	0-15 x 0.005 lbs
		15-30 x 0.01 lbs
	kg	0-6 x 0.002 kg
		6-15 x 0.005 kg
Overall Size W x D x H	Inch	11.75 x 12.75 x 4.6
	mm	298 x 324 x 117
Platter Size W x D	Inch	11.6 x 8.6
	mm	295 x 218

MODELS - ER Jr

Item #	Model	Est. Ship Weight	List Price	% Off List	Dealer Price	MAP \$
NTEP Approved Models						
ERJR-30L	ER Jr Standard Model 30 lb capacity	10 lbs	255.00	40%	153.00	255.00
Measurement Canada Approved Models						
ERJR15(KG)CA	ER Jr Standard Model 15 kg capacity - Canada	10 lbs	255.00	40%	153.00	255.00

Call your sales representative for quantity discounts

EB Series

Price Computing Bench Scale



- 3 Capacities / Dual Range
- LCD Display with Blue Backlight
- Stainless Steel Platter
- AC or Batt. Operated (Rechargeable Batt Incl.)
- Lb/kg Switchable
- RS-232C Interface - Connect with PC or Printer
- Approvals: NTEP - 09-095
- Country of Origin: China
- 24 Direct / 176 Indirect PLUs
- Tilt Keyboard & Display



Retail

Model		EB-60	EB-150	EB-300	Model	EB-60	EB-150	EB-300
Capacity & Resolution	lb	0-30 x 0.01 lb	0-60 x 0.02 lb	0-150 x 0.05 lb	Overall Size W x D x H	Inch	11 x 14.75 x 23.5	16.3 x 28.3 x 32.1
		30-60 x 0.02 lb	60-150 x 0.05 lb	150-300 x 0.1 lb		mm	279 x 375 x 597	414 x 719 x 815
	kg	0-15 x 0.005 kg	0-30 x 0.01 kg	0-60 x 0.02 kg	Platter Size W x D	Inch	11 x 11	15.7 x 20.5
		15-30 x 0.01 kg	30-60 x 0.02 kg	60-150 x 0.05 kg		mm	279 x 279	399 x 521

MODELS - EB Series

Item #	Model	Est. Ship Weight	List Price	% Off List	Dealer Price	MAP \$
NTEP Approved Models						
EB-60	EB 60 - 60 lb Price Computing Bench Scale	33 lbs	625.00	40%	375.00	625.00
EB-150	EB 150 - 150 lb Price Computing Bench Scale	46 lbs	675.00	40%	405.00	675.00
EB-300	EB 300 - 300 lb Price Computing Bench Scale		675.00	40%	405.00	675.00

Call your sales representative for quantity discounts

OPTIONS

Item #	Description	Ship Weight	List Price	% Off List	Dealer Price
HEB2	Keyboard Wet Cover	1 lb	16.00	40%	9.60
DT2X-01	DT2X Label/Receipt Printer w/USB & JS21 Serial Cable	5 lbs	395.00	30%	276.50
TM-U295	Epson TM-U295 Printer w/PS-180 power supply	9 lbs	599.00	30%	419.30

Optional printers available for the EB Series Price Computing Scale	
	
DT2X Godex Label Printer	Epson TM-U295 Slip Printer
3.94(W)x8.58(D)x6.77(H)	7.1(W)x7.5(D)x4.0(H)

AP-1 Series



▲ AP-1

Price Computing Scale &

- VFD Pole Display
- 28 Preset Price Keys
- Stainless Steel Platter
- Approvals: NTEP - 91-007A1
Measurement Canada - AM-5547 (AP-1-30EX Only)
- Country of Origin: South Korea

Model		AP1	AP1-30	AP1-60	AP1-15EX
Capacity & Resolution	lb	0-15 x 0.005 lb	0-30 x 0.01 lbs	0-30 x 0.01 lbs 30-60 x 0.02 lbs	
	kg				0-15 x 0.005 kg
Overall Size W x D x H	Inch	13.8 x 16.5 x 20			
	mm	350 x 420 x 507			
Platter Size W x D	Inch	13.6 x 8.6			
	mm	345 x 225			
Produce Platter Size - W x D	Inch	17.3 x 10.8			
	mm	440 x 275			

MODELS - AP-1 Series

Item #	Model	Est. Ship Weight	List Price	% Off List	Dealer Price	MAP \$
NTEP Approved Models						
AP-1-15	AP-1 Price Computing Scale, 15 lb capacity	17 lbs	385.00	40%	231.00	385.00
AP-1-30	AP-1 Price Computing Scale, 30 lb capacity	17 lbs	385.00	40%	231.00	385.00
AP-1-60	AP-1 Price Computing Scale, 60 lb capacity	17 lbs	385.00	40%	231.00	385.00
Measurement Canada Approved Models						
AP-1-30EX	AP-1 Price Computing Scale, 30 kg capacity	17 lbs	385.00	40%	231.00	385.00

Call your sales representative for quantity discounts

OPTIONS

Item #	Description	Ship Weight	List Price	% Off List	Dealer Price
TAP2	Produce Platter (shipped with scale*)	19 lbs	90.00	50%	45.00
TAP2	Produce Platter Only	3 lbs	90.00	40%	54.00
KAP4	Keyboard Wet Cover	1 lb	16.00	40%	9.60

* Standard platter removed

For up to date pricing, please visit www.cas-usa.com

SW-1/SW-1Z Series



▲ SW-1Z: Fraction Mode



▲ SW-1Z: Decimal Mode

Portion Control Scale



& Measurement Canada Approved

- 5 - 50 lb Capacities
- 1-Inch LCD
- Battery Operated, Uses (6) "D" Size Batteries
- AC Adapter Included
- Stainless Steel Platter
- Kg/lb/oz/g Modes
- SW-1Z Adds Fractional-oz and Decimal-oz Modes
- Water Resistant, SW-1W Protected to IP 66 Standards
- Full Body Protective Cover Included
- Approvals: NTEP - #99-002
Measurement Canada - #AM-5297
- Country of Origin: China

▲ SW/SW-Z

Model		SW 5 lb	SW 10 lb	SW 20 lb	SW 50 lb
Capacity & Resolution	lb	5 x 0.002 lb	10 x 0.005 lb	20 x 0.01 lb	50 x 0.02 lb
	oz	80 x 0.05 oz	160 x 0.1 oz	400 x 0.2 oz	800 x 0.5oz
	kg	2 x 0.001 kg	5 x 0.002 kg	10 x 0.005 kg	20 x 0.01 kg
	g	2000 x 1 g	5000 x 2 g	10,000 x 5 g	20,000 x 10 g
Overall Size W x D x H	Inch	10.2 x 11.3 x 5.4			
	mm	260 x 287 x 137			
Platter Size W x D	Inch	9.1 x 7.5			
	mm	230 x 190			

MODELS - SW-1 Series

Item #	Model	Est. Ship Weight	List Price	% Off List	Dealer Price	MAP \$
NTEP Approved Models						
SW-5	SW-1 Portion Control Scale, 5 lb capacity	7 lbs	199.00	40%	119.40	199.00
SW-10	SW-1 Portion Control Scale, 10 lb capacity		199.00	40%	119.40	199.00
SW-20	SW-1 Portion Control Scale, 20 lb capacity		199.00	40%	119.40	199.00
SW-50	SW-1 Portion Control Scale, 50 lb capacity		199.00	40%	119.40	199.00
SW-5D	SW-1D with Customer Side Display, 5 lb capacity	7 lbs	219.00	40%	131.40	219.00
SW-10D	SW-1D with Customer Side Display, 10 lb capacity		219.00	40%	131.40	219.00
SW-20D	SW-1D with Customer Side Display, 20 lb capacity		219.00	40%	131.40	219.00
SW-50D	SW-1D with Customer Side Display, 50 lb capacity		219.00	40%	131.40	219.00
Non-Approved Models						
SW-5Z	SW-1Z with Decimal & Fraction Modes, 5 lb capacity	7 lbs	199.00	40%	119.40	199.00
SW-10Z	SW-1Z with Decimal & Fraction Modes, 10 lb capacity		199.00	40%	119.40	199.00
SW-20Z	SW-1Z with Decimal & Fraction Modes, 20 lb capacity		199.00	40%	119.40	199.00
SW-50Z	SW-1Z with Decimal & Fraction Modes, 50 lb capacity		199.00	40%	119.40	199.00
Measurement Canada Approved Models						
SW-1S-2KG-CA	SW-1 Portion Control Scale, 2 kg/5 lb capacity	7 lbs	199.00	40%	119.40	199.00
SW-1S-5KG-CA	SW-1 Portion Control Scale, 5 kg/10 lb capacity		199.00	40%	119.40	199.00
SW-1S-10KG-CA	SW-1 Portion Control Scale, 10 kg/20 lb capacity		199.00	40%	119.40	199.00
SW-1S-20KG-CA	SW-1 Portion Control Scale, 20 kg/ 50 lb capacity		199.00	40%	119.40	199.00

Call your sales representative for quantity discounts

OPTIONS

Item #	Description	Ship Weight	List Price	% Off List	Dealer Price
CS11	Full Body Protective Cover (SW/SW-Z Only)	1 lb	19.00	40%	11.40
YS11	AC Power Adapter	1 lb	36.00	50%	18.00

SW-1W Series



Portion Control Scale



& Measurement Canada **Approved**

- 10 - 50 lb Capacities
- 1-Inch LCD
- Battery Operated, Uses (6) "D" Size Batteries
- AC Adapter Included
- Stainless Steel Platter
- Operator and Customer Side Displays
- Kg/lb/oz/g Modes
- Water Resistant
- Approvals: NTEP - #09-075
Measurement Canada - #AM-5695
- Country of Origin: China

SW-1W ▶
Washdown Portion Control Scale

Model		SW 10 lb	SW 20 lb	SW 50 lb
Capacity & Resolution	lb	0-4 x 0.002 lbs 4-10 x 0.005 lbs	0-10 x 0.005 lbs 10-20 x 0.01 lbs	0-25 x 0.01 lbs 25-50 x 0.02 lbs
	oz	0-80 x 0.1 oz 80-160 x 0.1 oz	0-200 x 0.1 oz 200-400 x 0.2 oz	0-400 x 0.2 oz 400-800 x 0.5 oz
	kg	0-2.5 x 0.001 kg 2.5-5 x 0.002 kg	0-5 x 0.002 kg 5-10 x 0.005 kg	0-10 x 0.005 kg 10-20 x 0.01 kg
	g	0-2,500 x 1 g 2,500-5,000 x 2 g	0-5,000 x 2 g 5,000-10,000 x 5 g	0-10,000 x 5 g 10,000-20,000 x 10 g
Overall Size W x D x H	Inch	11 x 12.5 x 5		
	mm	279 x 318 x 127		
Platter Size W x D	Inch	9.75 x 7.75		
	mm	248 x 197		

Retail

MODELS - SW-1W Series

Item #	Model	Est. Ship Weight	List Price	% Off List	Dealer Price	MAP \$
NTEP Approved Models						
SW-1W10DD	SW-1W Washdown Portion Control Scale, 10 lb capacity	8 lbs	289.00	40%	173.40	289.00
SW-1W20DD	SW-1W Washdown Portion Control Scale, 20 lb capacity	8 lbs	289.00	40%	173.40	289.00
SW-1W50DD	SW-1W Washdown Portion Control Scale, 50 lb capacity	8 lbs	289.00	40%	173.40	289.00
Measurement Canada Approved Models						
SW-1W10DD	SW-1W Washdown Portion Control Scale, 5 kg capacity	8 lbs	289.00	40%	173.40	289.00
SW-1W20DD	SW-1W Washdown Portion Control Scale, 10 kg capacity	8 lbs	289.00	40%	173.40	289.00
SW-1W50DD	SW-1W Washdown Portion Control Scale, 20 kg capacity	8 lbs	289.00	40%	173.40	289.00

Call your sales representative for quantity discounts

PW-II Series



▲ PW-II

Portion Control Scale

- 5 x 0.002 lb, 10 x 0.005 lb, & 20 x 0.01 lb Capacities
- Battery or AC Operated
- Lb/oz/kg/g Switchable
- Stainless Steel
- Country of Origin: China

Retail

Model		PW2-5LB	PW2-10LB	PW2-20LB
Capacity & Resolution	lb	5 x 0.002 lb	10 x 0.005 lb	20 x 0.01 lb
	oz	80 x 0.05 oz	160 x 0.1 oz	400 x 0.2 oz
Overall Size W x D x H	Inch	9.4 x 8.9 x 2.6		
	mm	238.8 x 226 x 66		
Platter Size W x D	Inch	8.74 x 5.9		
	mm	222 x 149.9		

MODELS - PW-II Series

Item #	Model	Est. Ship Weight	List Price	% Off List	Dealer Price	MAP \$
PW2-5LB	PWII-5 (5 x 0.002 lb)	6 lbs	245.00	40%	147.00	245.00
PW2-10LB	PWII-10 (10 x 0.005 lb)		245.00	40%	147.00	245.00
PW2-20LB	PWII-20 (20 x 0.01 lb)		245.00	40%	147.00	245.00

Call your sales representative for quantity discounts

SW-RS Series



▲ SW-1RS

POS Interface Scale



- POS Interface Scale, connects with many ECR's and POS Systems*
- Compact Design, use where space is limited
- AC or Battery Operated (6 "D" size batteries)
- Customer Rear Display Included
- Lb/oz/kg/g Switchable
- Soft Touch Tactile Keyboard
- Stainless Steel Platter
- Approvals: NTEP - 99-002| Measurement Canada - AM-5695
- Country of Origin: China

Model		SW-1RS 10 lb	SW-1RS 20 lb
Capacity & Resolution	lb	10 x 0.005 lb	20 x 0.01 lb
	oz	160 x 0.1 oz	400 x 0.2 oz
	kg	5 x 0.002 kg	10 x 0.005 kg
	g*	5000 x 2 g	10,000 x 5 g
Overall Size W x D x H	Inch	10.2 x 11.3 x 5.4	
	mm	259 x 287	
Platter Size W x D	Inch	9.1 x 7.5	
	mm	231.1 x 190.5	

MODELS - SW-RS Series

Item #	Model	Est. Ship Weight	List Price	% Off List	Dealer Price	MAP \$
NTEP Approved Models						
SW-10RS	SW-RS 10 lb Capacity	7 lbs	389.00	40%	233.40	389.00
SW-20RS	SW-RS 20 lb Capacity	7 lbs	389.00	40%	233.40	389.00
* Grams mode does not apply to ECR's and POS Systems						
Measurement Canada Approved Models						
SW-1S-5KG-RS-CA	SW-RS 5 kg Capacity	7 lbs	389.00	40%	233.40	389.00
SW-1S-10KG-RS-CA	SW-RS 10 kg Capacity	7 lbs	389.00	40%	233.40	389.00

Call your sales representative for quantity discounts

OPTIONS

Item #	Description	Ship Weight	List Price	% Off List	Dealer Price
CS11	Full Body Protective Cover	1 lb	19.00	40%	11.40
WS13	Serial Cable	2 lbs	31.50	40%	18.90

Retail

PD-2Z Series



POS Interface Scale



- Low Profile
- Weighs in **Pounds** or **Ounces**
- RS-232C Universal Interface
- Stainless Steel Platter
- Two Standard Built-in Tilt Displays
- Single or Dual Range
- OPOS Drivers Available
- Compatible with UPS Worldship
- Approvals: NTEP - 92-174A4
- Country of Origin: China

Model		PD-2Z 15 lb	PD-2Z 30 lb	PD-2Z 30 lb (Single Range)	PD-2Z 60lb	PD-2Z 150 lb
Capacity & Resolution	lb	0-6 x 0.002 lb	0-15 x 0.005 lb	0-30 x 0.01 lb	0-30 x 0.01 lb	0-60 x 0.02 lb
		6-15 x 0.005 lb	15-30 x 0.01 lb		30-60 x 0.02 lb	60-150 x 0.05 lb
	oz	0-150 x 0.05 oz	0-300 x 0.1 oz	0-600 x 0.2 oz	0-400 x 0.2 oz	0-1,000 x 0.5 oz
		150-300 x 0.1 oz	300-600 x 0.2 oz		400-1,000 x 0.5 oz	1,000-2,000 x 1 oz
Overall Size W x D x H	In	15 x 11 x 3.1				
	mm	381 x 279.4 x 78.7				
Platter Size W x D	In	15 x 11				
	mm	381 x 279.4				

MODELS - PD-2Z Series

Item #	Model	Est. Ship Weight	List Price	% Off List	Dealer Price	MAP \$
NTEP Approved Models						
PD-2Z15	PD-2Z 15 lb Dual Range	16 lbs	529.00	40%	317.40	529.00
PD-2Z30	PD-2Z 30 lb Dual Range	16 lbs	529.00	40%	317.40	529.00
PD-2ZS30	PD-2Z 30 lb Single Range	16 lbs	529.00	40%	317.40	529.00
PD-2Z60	PD-2Z 60 lb Dual Range	16 lbs	529.00	40%	317.40	529.00
PD-2Z150	PD-2Z 150 lb Dual Range	20 lbs	559.00	40%	317.40	559.00
Measurement Canada Approved Models						
PD-2Z6KG-CA	PD-2Z 6 kg Dual Range	16 lbs	529.00	40%	317.40	529.00
PD-2Z15KG-CA	PD-2Z 15 kg Dual Range	16 lbs	529.00	40%	317.40	529.00
PD-2Z30KG-CA	PD-2Z 30 kg Dual Range	16 lbs	529.00	40%	317.40	529.00

Call your sales representative for quantity discounts
Interface cables sold separately

OPTIONS

Item #	Description	Ship Weight	List Price	% Off List	Dealer Price
PDR2	Remote Display - 5.3" (H)	4 lbs	195.00	40%	126.75
See Chart - Pg 27	Interface Cables*		Please Call		

* Interface to most cash register and POS systems: Casio, CRS, NCR, Samsung, Sharp, TEC, Uniwell

Retail

Interface Cables

POS SYSTEM	CABLE NAME	ITEM #	TYPE	MOST COMMON MODELS
CASIO	Casio I/F Cable, RS-232	JPD5	4	SA-3000, SC6000 (Datasy), TE 3000, 4000, 7500, 8500, 6000, TK7000
		JPD5	8	TK7500
CRS	CRS I/F CABLE, RS-232	JPDG	4	CRS-3000
DATASYM	IBM/PC 9 PIN I/F CABLE, RS-232	JPD5	4	D-2000 & all models
ESPER	ESPER I/F CABLE, RS-232	7880-PD0-4122	4	7810 & 9700
PC 25 PIN	PC 25 PIN I/F CABLE, RS-232	7888-PD0-4129	4,5	PC
PC 9 PIN	PC 9 PIN I/F CABLE, RS-232	JPD5	0,1,4,5	PC TEC 1535,1595 (TYPE 0-1)
NCR	NCR I/F CABLE. RS-232	JPD3	4	2170,7452,7453,7445,Falcon & all registers with serial I/F
OMRON	OMRON I/F CABLE,40 BIT SERIAL	7880-PD0-4126		N/A
	OMRON I/F CABLE, RS 232	7880-PD0-4127	4	RS-4841,4810,4510,4341,4310,4510,4540 & Vantage 7000
PANASONIC	PANASONIC I/F CABLE, RS-232	7880-PD0-4142	4	All Panasonic registers with serial scale I/F
SAMSUNG	SAMSUNG 9 PIN MALE I/F CABLE, RS-232	JPD7	4,6	ER-550,650,6500, 6540,7000,5240,7040, Olympia 4100 (4,6,8), ER-5100 & ER-5140, ER-5200
	SAMSUNG 9 PIN FEMALE I/F CABLE, RS-232	7880-PD0-4146	4,6	SPS-500 Series, SPS-2000
	SAMSUNG 6 PIN I/F CABLE, RS-232	JPDF	4,6	
SANYO	SANYO 9 PIN I/F CABLE, 4 BIT PARALLEL	JPD8	2	ECR-630,635,640,645 & older registers with scale I/F
	SANYO 25 PIN I/F CABLE, RS-232	7880-PD0-4132	2	ECR-425 & all new models with serial scale I/F
SHARP	SHARP I/F CABLE, RS-232	JPBD	2	ER-A880,850,750,650,610,570,550S,470,460,430,600,700 ER-A450T
SWINTEC	SWINTEC 25 PIN I/F CABLE & RS-232	7880-PD0-4136	4	2250
	SWINTEC 9 PIN I/F CABLE & RS-232	7880-PD0-4135	4	2250
TEC	TEC I/F CABLE & RS-232	7880-PD0-4138	0,1	ST-4500 & ST-5500 POS System
UNIWELL	UNIWELL I/F CABLE & RS-232	7880-PD0-4139	2,4	UX-7500,7000,6000,4303,4001,750,M720,75,70 & 60
	USB Cable for PD-2Z	JL14		

POS Products

POS Products - available in Santa Ana, CA Warehouse Only

Offering a full line of POS products from POS terminals, ECR's, Authorized to sell in AK, AZ, CA, CO, HI, ID, MT, NM, NV, OR, UT, WA, & WY

- POS Terminals
- ECR's
- POS Printers
- Cash Drawers
- Scanners



For POS product information & catalogs, contact Fred Carrillo at 619-252-2912/
fcarrillo@cas-usa.com, or call 800.223.4227



Authorized to sell in AK, AZ, CA, CO, HI, ID, MT, NM, NV, OR, UT, WA, & WY

For up to date pricing, please visit www.cas-usa.com

Industrial

XE Series

High Accuracy Bench Scale

- 300, 600, & 3,000 gram Capacities
- Application Modes
- Weighing, Counting, Percentage, & Density
- Touchless Key Functions - Zero, Tare, and Print with simple hand gestures
- AC Adapter Included
- Ni-MH Rechargeable Battery
- Convertible Unit Weight - g, ct, lb, oz, GN, ozt, dwt
- LCD Display with Orange Backlight
- Draft Shield Included for All Models
- Multiple interface connections for printers, remote displays, and the included IM Works software
- Load Cell Lock for Protection During Transportation
- Country of Origin: China



▲ XE-300H/600H Series



▲ XE-1500H/3000H Series

Model	XE-300H	XE-600H	XE-1500H	XE-3000H
Capacity & Resolution	300 x 0.005 g	600 x 0.01 g	1,500 x 0.02 g	3,000 x 0.05 g
Dimensions W x D x H	In	10.7" x 6.3" x 3.15"		
	mm	272 mm x 160 mm x 80 mm		
Platter Size	In	XE-300H/600H: Ø 5.04 XE-3000H: 6.1" x 5.7"		
	mm	XE-300H/600H: Ø 128 mm XE-3000H: 155 mm x 144 mm		

MODELS - XE Series

Item #	Model	Est. Ship Weight	List Price	% Off List	Dealer Price	MAP \$
XE-300H	XE Series Balance 300 gram capacity	9 lbs	325.00	40%	195.00	325.00
XE-600H	XE Series Balance 600 gram capacity	9 lbs	325.00	40%	195.00	325.00
XE-1500H	XE Series Balance 1,500 gram capacity	9 lbs	325.00	40%	195.00	325.00
XE-3000H	XE Series Balance 3,000 gram capacity	9 lbs	325.00	40%	195.00	325.00

OPTIONS

Item #	Description	Ship Weight	List Price	% Off List	Dealer Price
DT2X-01	DT2X Label/Receipt Printer w/USB & JS21 Serial Cable	5 lbs	395.00	30%	276.50

BW Series

Bench/Platform Scale



Measurement Canada Approved

- 1 Inch LCD Display with Backlight
- Uses 6 "C" Size Batteries
- AC Adapter Included
- Environmentally Sealed to IP65 Standards
- Standard RS-232
- Kg/lb Switchable
- Approvals: NTEP - 98-085
Measurement Canada - AM-5254
- Country of Origin: China



Model		BW-60	BW-150
Capacity & Resolution	lb	150 x 0.05 lbs	300 x 0.1 lbs
	kg	60 x 0.02 kg	150 x 0.05 kg
Dimensions W x D x H	In	16.7 x 26.2 x 29.7	
	mm	424 x 665 x 754	
Platform Size W x D	In	15.6 x 20.6	
	mm	399 x 526	

MODELS - BW Series

Item #	Model	Est. Ship Weight	List Price	% Off List	Dealer Price	MAP \$
NTEP Approved Models						
BW-60DB	BW-60 (150 x 0.05 lbs)	35 lbs	745.00	40%	447.00	745.00
BW-150DB	BW-150 (300 x 0.1 lbs)	35 lbs	745.00	40%	447.00	745.00
BW-BASE	300 lb Platform Scale Base Only		465.00	40%	279.00	465.00
Measurement Canada Approved Models						
BW-60DB-CA	BW-60 (150 x 0.05 lbs)	35 lbs	745.00	40%	447.00	745.00
BW-150DB-CA	BW-150 (300 x 0.1 lbs)	35 lbs	745.00	40%	447.00	745.00

OPTIONS

Item #	Description	Ship Weight	List Price	% Off List	Dealer Price
HB1D	Plastic Cover for Indicator (Head)	2 lbs	30.00	40%	18.00
HB1A	Wall Mount Bracket for Remote Indicator (Head)	4 lbs	45.00	40%	27.00
DT2X-01	DT2X Label/Receipt Printer w/USB & JS21 Serial Cable	5 lbs	395.00	30%	276.50
TMU295	Epson TM-U295 Printer w/PS-180 power supply	9 lbs	599.00	30%	419.30

Optional printers available for the BW Series	
	
DT2X Godex Label Printer	Epson TM-U295 Slip Printer
3.94(W)x8.58(D)x6.77(H)	7.1(W)x7.5(D)x4.0(H)



▲ BW Base Only

Industrial

DL Series

Bench/Platform Scale



- Uses 6 "C" Size Batteries
- AC Adapter Included
- RS232C Interface
- LCD Display
- Kg/lb Switchable
- Approvals: NTEP - 08-016
- Country of Origin: China

DL-150/300 ▶



Model		DL-150	DL-300
Capacity & Resolution	lb	150 x 0.05 lbs	300 x 0.1 lbs
	kg	60 x 0.02 kg	150 x 0.05 kg
Dimensions W x D x H	In	16.2 x 25.8 x 31	
	mm	411 x 655 x 787	
Platform Size W x D	In	15.6 x 20.6	
	mm	401 x 523	



MODELS - DL Series

Item #	Model	Est. Ship Weight	List Price	% Off List	Dealer Price	MAP \$
NTEP Approved Models						
DL-150	DL-150 Bench/Platform Scale, 150 lb capacity	46 lbs	425.00	40%	255.00	425.00
DL-300	DL-300 Bench/Platform Scale, 300 lb capacity	46 lbs	425.00	40%	255.00	425.00
DL-BASE	300 lb Platform Scale Base Only		345.00	40%	207.00	345.00

OPTIONS

Item #	Description	Ship Weight	List Price	% Off List	Dealer Price
DT2X-01	DT2X Label/Receipt Printer w/USB & JS21 Serial Cable	5 lbs	395.00	30%	276.50
TM-U295	Epson TM-U295 Printer w/PS-180 power supply	9 lbs	599.00	30%	419.30

Optional printers available for the DL Series

	
DT2X Godex Label Printer	Epson TM-U295 Slip Printer
3.94(W)x8.58(D)x6.77(H)	7.1(W)x7.5(D)x4.0(H)



▲ DL Base Only

ED Series



▲ ED Series

Bench Scale



- 6 - 60 lb Capacities
- Dual Range
- Lbs/oz/kg/grams Switchable
- Simple and Easy Operation
- 9 Function Keys
- Counting (Not legal for trade) & Percentage Mode
- Blue Backlight LCD
- Optional Printer
- RS-232C Interface
- Approvals: NTEP - 09-072
- Country of Origin: China

Model	ED-6	ED-15	ED-30	ED-60
Capacity	0-3 x 0.001 lbs	0-6 x 0.002 lbs	0-15 x 0.005 lbs	0-30 x 0.01 lbs
& Resolution	3-6 x 0.002 lbs	6-15 x 0.005 lbs	15-30 x 0.01 lbs	30-60 x 0.02 lbs



Dimensions W x D x H	Inch	13 x 13.6 x 4.2	Platform Size W x D	Inch	12 x 8.7
	mm	330 x 346 x 107		mm	306 x 222

MODELS - ED Series

Item #	Model	Est. Ship Weight	List Price	% Off List	Dealer Price	MAP \$
NTEP Approved Models						
ED-6LB	ED-6 Multifunction Bench Scale, 6 lb capacity	13 lbs	325.00	40%	195.00	325.00
ED-15LB	ED-15 Multifunction Bench Scale, 15 lb capacity	13 lbs	325.00	40%	195.00	325.00
ED-30LB	ED-30 Multifunction Bench Scale, 30 lb capacity	13 lbs	325.00	40%	195.00	325.00
ED-60LB	ED-60 Multifunction Bench Scale, 60 lb capacity	13 lbs	325.00	40%	195.00	325.00

OPTIONS

Item #	Description	Ship Weight	List Price	% Off List	Dealer Price
KS21	Full Body Protective Cover	1 lb	20.00	35%	12.00
DT2X-01	DT2X Label/Receipt Printer w/USB & JS21 Serial Cable	5 lbs	395.00	30%	276.85
TM-U295	Epson TM-U295 Printer w/PS-180 power supply	9 lbs	599.00	30%	419.30

Optional printers available for the ED Series Bench Scale	
	
DT2X Godex Label Printer	Epson TM-U295 Slip Printer
3.94(W)x8.58(D)x6.77(H)	7.1(W)x7.5(D)x4.0(H)

Industrial

PB Series



PB Series ▶

Portable Bench Scale



- 150, 300 & 500 lb Capacities
- Lb/kg Switchable
- Easy to Carry Portable Scale with Detachable LCD Display with Backlight
- Rechargeable Battery (included) or 4 "C" Dry Cell Battery Operated
- AC Adapter Included
- Auto Power Off
- Optional DEP-50 Receipt Printer
- Approvals: NTEP - 11-056

Measurement Canada - #AM-6123

- Country of Origin: China

Model		PB-150	PB-300	PB-500
Capacity & Resolution	lb	0-60 x 0.02 lbs	0-150 x 0.05 lbs	0-250 x 0.1 lbs
		60-150 x 0.05 lbs	150-300 x 0.1 lbs	250-500 x 0.2 lbs
	kg	0 - 30 x 0.01 kg	0 - 60 x 0.02 kg	0 - 100 x 0.05 kg
		30 - 60 x 0.02 kg	60 - 150 x 0.05 kg	100 - 200 x 0.1 kg

Dimensions W x D x H	Inch	14 x 24 x 2.6	Platform Size W x D	Inch	14 x 17.4
	mm	355 x 611 x 65	mm	356 x 442	

MODELS - PB Series

Item #	Model	Est. Ship Weight	List Price	% Off List	Dealer Price	MAP \$
NTEP Approved Models						
PB-150	PB Series Portable Bench Scale, 150 lb capacity	19 lbs	425.00	40%	255.00	425.00
PB-300	PB Series Portable Bench Scale, 300 lb capacity	19 lbs	425.00	40%	255.00	425.00
PB-500	PB Series Portable Bench Scale, 500 lb capacity	19 lbs	425.00	40%	255.00	425.00
Measurement Canada Approved Models						
PB-30KG-CA	PB Series Portable Bench Scale, 30 kg capacity	19 lbs	425.00	40%	255.00	425.00
PB-60KG-CA	PB Series Portable Bench Scale, 60 kg capacity	19 lbs	425.00	40%	255.00	425.00
PB-150KG-CA	PB Series Portable Bench Scale, 150 kg capacity	19 lbs	425.00	40%	255.00	425.00
PB-200KG-CA	PB Series Portable Bench Scale, 200 kg capacity	19 lbs	425.00	40%	255.00	425.00

OPTIONS

Item #	Description	Ship Weight	List Price	% Off List	Dealer Price
HPB1	Wall Mount	2 lbs	58.00	40%	34.80
PB-LOGO	Add Logo To Platform Platter Overlay				Consult Factory
DT2X-01	DT2X Label/Receipt Printer w/USB & JS21 Serial Cable	5 lbs	395.00	30%	276.50
TM-U295	Epson TM-U295 Printer w/PS-180 power supply	9 lbs	599.00	30%	419.30

Optional printers available for the PB Series Bench Scale

	
DT2X Godex Label Printer	Epson TM-U295 Slip Printer
3.94(W)x8.58(D)x6.77(H)	7.1(W)x7.5(D)x4.0(H)



▲ Optional Logo



▲ PB Series: Detachable LCD Display

GW Series

Parcel/Shipping Scale

- 30, 70, & 150 lb Capacities
- Heavy Duty Cast Aluminum Base with Stainless Steel Platter
- Perfect as a General Industrial or Parcel/Shipping Scale
- Full Featured AC/DC Powered Indicator - capabilities include weight, count, percent, hold, data compare (check weighing), time and date, and accumulation.
- Easy to Read LCD Display with Blue Backlight
- USB and RS232 Interface
- Multiple Selectable Communication Protocols - DHL, FedEx, UPS, POS
- Two year warranty
- Approvals: NTEP - 16-104
Measurement Canada - AM-6045
- Country of Origin: China



Model		GW-30	GW-70	GW-150
Capacity & Resolution	lb	30 x 0.012 lbs	70 x 0.02 lbs	150 x 0.05 lbs
	kg	15 x 0.005 kg	30 x 0.01 kg	60 x 0.02 kg

Dimensions W x D x H	Inch	16.3 x 13.9 x 3.1	Platform Size W x D	Inch	11.9 x 13.9
	mm	414 x 353 x 78		mm	302 x 353

What's Included:

- Scale Platform & Indicator
- Power Adapter
- Operator & Service Manual











MODELS - GW Series






Item #	Model	Est. Ship Weight	List Price	% Off List	Dealer Price	MAP \$
NTEP & Measurement Canada Approved Models						
GW-30	GW Series Parcel Scale - 30 lb/15 kg capacity Resolution: 0.01 lb/0.005 kg	15 lbs 20 x 16 x 6	459.00	40%	275.40	459.00
GW-70	GW Series Parcel Scale - 70 lb/30 kg capacity Resolution: 0.02 lb/0.01 kg		459.00	40%	275.40	459.00
GW-150	GW Series Parcel Scale - 150 lb/60 kg capacity Resolution: 0.05 lb/0.02 kg		459.00	40%	275.40	459.00

OPTIONS

Item #	Description	Ship Weight	List Price	% Off List	Dealer Price
J191	RS232 Cable - Length: 1.5m/4.9 ft	1 lb	21.00	40%	12.60
J192	USB Cable - Length: 1m/3.2 ft	1 lb	21.00	40%	12.60

Industrial

					
Model		Option	Option	Enduro DXL	Enduro HC
Integral Configuration		Yes	Yes	Option	Option
Indicators	X320 	• IP69K Rated		Option	Option
	CI-200SC 		• - IP67 Rated	Option	Option
	CI-200A CI-201A 				
	CI-2001AS 		• - IP65/NEMA 4X Rated	Option	Option
	CI-2001BS 		• - IP65/NEMA 4X Rated	Option	Option
	CI-2001A/B 				
Platform Size	10" x 10" x 2"	•	•	•	
	12" x 12" x 3"	•	•	•	
	15" x 15" x 3"	•	•	•	
	18" x 18" x 5.25"				•
	18" x 24" x 5.25"				•
	24" x 24" x 5.25"				•
Capacities	2 lb	Option - Non NTEP	Option - Non NTEP	Option - Non NTEP	
	5 lb	•	•	•	
	10 lb	•	•	•	
	25 lb	•	•	•	
	50 lb	•	•	•	
	100 lb	•	•	•	•
	200 lb	•	•	•	
	250 lb				•
	500 lb				•
	1,000 lb				•
Platform Construction	Mild Steel				•
	Stainless Steel	•	•	•	•
Platform Spider Design		Quad Spring	Quad Spring	Quad Spring	Welded Steel Tube
Load Cell	Aluminum	IP66	IP66	IP66	IP66
	Stainless Steel	Option - IP66	Option - IP66	Option - IP66	Option - IP68/IP69K*
NTEP		•	•	•	•
Measurement Canada		•	•	•	•
Aluminum Load Cell		1:5,000	1:5,000	1:5,000	1:5,000
SS Load Cell		1:5,000	1:5,000	1:5,000	1:5,000
12" Column: Stainless Steel	EX-200SC-12	•	•	Option	Option - S/S Platforms
	GP-2001AS-12		Option	Option	Option - S/S Platforms
18" Column: Stainless Steel	EX-200SC-18	Option	Option	Option	Option - S/S Platforms
	GP-2001AS-18	Option	Option	Option	Option - S/S Platforms
Warranty		2 yr	2 yr	2 yr	2 yr

					
Model		Transit	GW Series	BW Base	DL Base
Integral Configuration		Portability Kit	Stationary	Option	Option
Indicators	X320 See pg 59 	Option	NA	Option	Option
	CI-200SC 	Option	NA	Option	Option
	CI-200A CI-201A 	Option	NA	Option	Option
	CI-2001AS 	Option	NA	Option	Option
	CI-2001BS 	Option	NA	Option	Option
	EC-2 	Option	NA	Option	Option
Platform Size		24 x 18 / 30 x 24	11.9 x 13.9	15.6 x 20.6	15.6 x 20.6
Platform Construction	30 lb		•		
	70 lb		•		
	150 lb		•		
	300 lb			•	•
	500 lb	•			
	1,000 lb	•			
	1,500 lb	•			
Platform Construction	Mild Steel	•	•	•	•
	Stainless Steel	•			
Load Cell	Aluminum	IP66			
	Stainless Steel	Option - SS Complete Hermetic Seal			
NTEP		•	•	•	•
Measurement Canada			•		
Aluminum Load Cell			•	•	•
SS Load Cell		Option - SS Complete Hermetic Seal	NA	NA	NA
48" Tall Column with Indicator Top Plate		Included	NA	NA	NA
Warranty		2 yr	2 yr	2 yr	2 yr

Industrial

Enduro DXL Series



▲ Enduro DXL Series

Scale Base



& Measurement Canada Approved

- For use in meat, poultry, and seafood to tough industrial jobs
- 1000% Overload Protection
- "Quad Spring" Design - Four spring shock absorbers. Load cell spider assembly is simply checked on lower frame, preventing load cell abuse.
- For 12" x 12" and 15" x 15" bases, heavy duty static overload stops provide added load cell protection even in the most demanding conditions.
- Washdown
 - 304 stainless steel
 - IP66 rated aluminum load cell
- Load cell cable length - 10 ft
- Approvals: NTEP - 11-083

Measurement Canada - AM-5974

MODELS - Enduro DXL Series - Stainless Steel

Item #	Model	Capacity	Est. Ship Weight	List Price	% Off List	Dealer Price	MAP \$
NTEP Approved Models							
DXL-10002*	Enduro DXL 10 x 10 x 2	2 lbs	13 lbs	805.00	40%	483.00	805.00
DXL-10005		5 lbs		805.00	40%	483.00	805.00
DXL-10010		10 lbs		805.00	40%	483.00	805.00
DXL-10025		25 lbs		805.00	40%	483.00	805.00
DXL-10050		50 lbs		805.00	40%	483.00	805.00
DXL-12050	Enduro DXL 12 x 12 x 3	50 lbs	17 lbs	965.00	40%	579.00	965.00
DXL-12100		100 lbs		965.00	40%	579.00	965.00
DXL-15050	Enduro DXL 15 x 15 x 3	50 lbs	34 lbs	1,275.00	40%	828.75	1,275.00
DXL-15100		100 lbs		1,275.00	40%	828.75	1,275.00
DXL-15200		200 lbs		1,275.00	40%	828.75	1,275.00

* Non-NTEP

OPTIONS

Item #	Description	Est. Ship Weight	List Price	% Off List	Dealer Price
Upgrade from Aluminum Load Cell to Stainless Steel when ordering DXL Platform - Pricing effective only when bundled with platform order					
DXL-SS10	Upgrade to Stainless Steel Load Cell for Enduro 10 x 10 platform		295.00	25%	221.25
DXL-SS12	Upgrade to Stainless Steel Load Cell for Enduro 12 x 12 platform		295.00	25%	221.25
DXL-SS15	Upgrade to Stainless Steel Load Cell for Enduro 15 x 15 platform		295.00	25%	221.25
Replacement Aluminum Load Cells for Enduro DXL Platforms - See Parts Catalog					
Replacement Stainless Steel Load Cells for Enduro DXL Platforms - See Parts Catalog					
EX200SC-12	12" Stainless Steel Pillar for X320 & CI-200SC Indicators w/mounting hardware	6 lbs	219.00	35%	142.35
EX200SC-18	18" Stainless Steel Pillar for X320 & CI-200SC Indicators w/mounting hardware	8 lbs	279.00	35%	181.35
GP2001AS-12	12" stainless steel pillar for CI-2001AS/BS Indicators w/hardware	6 lbs	219.00	35%	142.35
GP2001AS-18	18" stainless steel pillar for CI-2001AS/BS Indicators w/hardware	8 lbs	279.00	35%	181.35

Optional pillars to be sold with indicator/base combo only

Industrial

Enduro HC Series



Scale Base



& Measurement Canada Approved

- **For washdown or tough industrial applications**, Enduro HC platforms are constructed of 304 stainless steel and available with an IP66 anodized aluminum or an optional IP68 stainless steel load cell with a complete hermetic seal.
- **For general industrial needs**, mild steel models feature a two (2) part polyurethane finish.
- Platform sizes are available in 18" x 18", 18" x 24" and 24" x 24" with capacities ranging from 100 lbs. to 1,000 lbs.
- Load cell cable length - 10 ft
- Approvals: NTEP - 14-014 / Measurement Canada AM-5973

▲ Enduro HC

Mild Steel Base

▲ Enduro HC

Stainless Steel Base

All Enduro HC platforms utilize the same welded square tube construction along with 6 integral overload stops designed to provide maximum durability and unparalleled protection – up to 250% of the platform’s capacity – from shock and overload damage.

MODELS - Enduro HC Mild Steel & Stainless Steel

Item #	Model	Capacities	Est. Ship Weight	List Price	% Off List	Dealer Price	MAP \$
NTEP Approved Models							
HCS-S100	Enduro HC Stainless Steel Platform 18" x 18" x 5.25"	100 lbs	67 lbs	1,795.00	40%	1,077.00	1,795.00
HCS-S250		250 lbs		1,795.00	40%	1,077.00	1,795.00
HCS-S500		500 lbs		1,795.00	40%	1,077.00	1,795.00
HCS-M250	Enduro HC Stainless Steel Platform 18" x 24" x 5.25"	250 lbs	69 lbs	2,085.00	40%	1,251.00	2,085.00
HCS-M500		500 lbs		2,085.00	40%	1,251.00	2,085.00
HCS-L250	Enduro HC Stainless Steel Platform 24" x 24" x 5.25"	250 lbs	85 lbs	2,545.00	40%	1,527.00	2,545.00
HCS-L500		500 lbs		2,545.00	40%	1,527.00	2,545.00
HCS-L1000		1000 lbs		2,545.00	40%	1,527.00	2,545.00
HCMS-S100	Enduro HC Mild Steel Platform 18" x 18" x 5.25"	100 lbs	65 lbs	1,195.00	40%	717.00	1,195.00
HCMS-S250		250 lbs		1,195.00	40%	717.00	1,195.00
HCMS-L250	Enduro HC Mild Steel Platform 24" x 24" x 5.25"	250 lbs	83 lbs	1,485.00	40%	891.00	1,485.00
HCMS-L500		500 lbs		1,485.00	40%	891.00	1,485.00
HCMS-L1000		1000 lbs		1,485.00	40%	891.00	1,485.00

OPTIONS

Item #	Description	List Price	% Off List	Dealer Price	Item #	Description	List Price	% Off List	Dealer Price
HC-SLC0100	SS Load Cell for 100 lb - 18"x18"	1,145.00	25%	858.75	CS-OPT09	Ball Top Conveyor for 18" x 18"	1,145.00	30%	801.50
HC-SLC0250	SS Load Cell for 250 lb - All sizes	1,145.00	25%	858.75	CS-OPT10	Ball Top Conveyor for 18" x 24"	1,175.00	30%	822.50
HC-SLC0500	SS Load Cell for 500 lb - All sizes	595.00	25%	446.25	CS-OPT08	Ball Top Conveyor for 18" x 24"	1,175.00	30%	822.50
HC-SLC1000	SS Load Cell for 1000 lb - 24" x 24"	595.00	25%	446.75	Indicator options see pages 52-56				
CS-OPT05	Roller Conveyor (SS Rollers) for 18" x 18"	795.00	30%	556.50	12" and 18" Stainless Steel Pillars* - See Page 38				
CS-OPT04	Roller Conveyor (SS Rollers) for 24" x 24"	945.00	30%	661.50	* Optional pillars to be sold with indicator/base combo only				

Industrial

Enduro GP Series

General Purpose Checkweigher

- Configure your IP66 Enduro DXL platform & integral 12" stainless steel pillar with any one of three indicators. Choose from either a CI-200SC (IP67 rated stainless steel enclosed indicator with LED display), a CI-2001AS (IP65 rated stainless steel enclosed indicator with LED display), or C-2001BS (IP65 rated stainless steel indicator with LCD display).
- Capacities: 2 lbs - 200 lbs • Platform sizes: 10" x 10", 12" x 12", and 15" x 15"
- Factory assembled and calibrated (5,000 x 1 Division)
- Approvals: NTEP - CI-200SC: 11-026, CI-2001AS/BS: 98-103A1, Enduro Base: 11-083
- Country of Origin: Base & Pillar - USA, Indicators - China & South Korea



◀ Enduro GP w/CI-200SC

MODELS - Enduro GP

Item #	Description	Capacities	Est. Ship Weight	List Price	% Off List	Dealer Price	MAP \$
NTEP Approved Models (except where noted)							
GP-10002SC*	10" x 10" x 2"	2 lbs	25 lbs	1,595.00	40%	957.00	1,595.00
GP-10005SC		5 lbs		1,595.00	40%	957.00	1,595.00
GP-10010SC		10 lbs		1,595.00	40%	957.00	1,595.00
GP-10025SC		25 lbs		1,595.00	40%	957.00	1,595.00
GP-10050SC		50 lbs		1,595.00	40%	957.00	1,595.00
GP-12050SC	12" x 12" x 3"	50 lbs	30 lbs	1,765.00	40%	1,059.00	1,765.00
GP-12100SC		100 lbs		1,765.00	40%	1,059.00	1,765.00
GP-15050SC	15" x 15" x 3"	50 lbs	47 lbs	2,055.00	40%	1,233.00	2,055.00
GP-15100SC		100 lbs		2,055.00	40%	1,233.00	2,055.00
GP-15200SC		200 lbs		2,055.00	40%	1,233.00	2,055.00
GP-10002XX*	10" x 10" x 2"	2 lbs	25 lbs	1,235.00	40%	802.75	1,235.00
GP-10005XX		5 lbs		1,235.00	40%	802.75	1,235.00
GP-10010XX		10 lbs		1,235.00	40%	802.75	1,235.00
GP-10025XX		25 lbs		1,235.00	40%	802.75	1,235.00
GP-10050XX		50 lbs		1,235.00	40%	802.75	1,235.00
GP-12050XX	12" x 12" x 3"	50 lbs	30 lbs	1,395.00	40%	906.75	1,395.00
GP-12100XX		100 lbs		1,395.00	40%	906.75	1,395.00
GP-15050XX	15" x 15" x 3"	50 lbs	47 lbs	1,685.00	40%	1,095.25	1,685.00
GP-15100XX		100 lbs		1,685.00	40%	1,095.25	1,685.00
GP-15200XX		200 lbs		1,685.00	40%	1,095.25	1,685.00
Factory assembled & calibrated at 5,000d						add \$75.00	
*Non-NTEP When ordering, replace "XX" with "AS" for the CI-2001AS Indicator or "BS" for the CI-2001BS Indicator							

Model	Commercial	Non-Commercial
GP-10002*	-	2 x 0.0005 lbs
*Non-NTEP	-	1 x 0.0002 kg
GP-10005	5 x 0.001 lbs	5 x 0.0005 lbs
	2.5 x 0.005 kg	2.5 x 0.002 kg
GP-10010	10 x 0.002 lbs	10 x 0.001 lbs
	5 x 0.001 kg	5 x 0.0005 kg
GP-10025	25 x 0.005 lbs	25 x 0.002 lbs
	10 x 0.002 kg	10 x 0.001 kg
GP-10050	50 x 0.01 lbs	50 x 0.005 lbs
	25 x 0.005 kg	25 x 0.002 kg
GP-12050	50 x 0.01 lbs	50 x 0.005 lbs
	25 x 0.005 kg	25 x 0.002 kg
GP-12100	100 x 0.02 lbs	100 x 0.01 lbs
	50 x 0.01 kg	50 x 0.005 kg
GP-15050	50 x 0.01 lbs	50 x 0.005 lbs
	25 x 0.005 kg	25 x 0.002 kg
GP-15100	100 x 0.02 lbs	100 x 0.01 lbs
	50 x 0.01 kg	50 x 0.005 kg
GP-15200	200 x 0.05 lbs	200 x 0.02 lbs
	100 x 0.02 kg	100 x 0.01 kg



▲ CI-2001AS

OPTIONS

Item #	Description	Ship Weight	List Price	% Off List	Dealer Price
EX200SC-3	3" Stainless Steel Pillar for X320 & CI-200SC - Replaces 12" Pillar	4 lbs	Deduct \$70	35%	Deduct \$24.50
EX200SC-18	18" Stainless Steel Pillar for X320 & CI-200SC w/hardware - Replaces 12" Pillar	8 lbs	Add \$60	35%	Add \$39
GP2001AS-18	18" Stainless Steel Pillar for CAS2001AS/BS w/hardware - Replaces 12" Pillar	8 lbs	Add \$60	35%	Add \$39

Optional stainless steel load cells - see Page 36

Industrial

Enduro Extreme



► Enduro Extreme

Washdown Checkweigher



- For use in meat, poultry, seafood processing and other HARSH industrial applications!
- **Price Includes:** CAS X320, VAC IP69K and IP68 Washdown Indicator (with RS232 serial output, 3 HIGH INTENSITY colored LED's for 3 band checkweighing, 1 input, and 3 isolated high side drive outputs), IP66 Enduro DXL platform, and integral 12" stainless steel pillar.
- Capacities: 2 lbs - 200 lbs • Platform sizes: 10" x 10", 12" x 12", and 15" x 15"
- Power Cord - 5ft • Shipped as individual components
- Approvals: NTEP - X320 Indicator: 11-050, Enduro Base: 11-083

- Virtually Indestructible Keypad
- High Temperature Water Washdown - Up to 176°F / 80°C
- High Pressure Water Jets - Up to 1450 psi

MODELS - Enduro Extreme

Item #	Description	Capacities	Est. Ship Weight	List Price	% Off List	Dealer Price	MAP \$
NTEP Approved Models (except where noted)							
EX-10002*	10" x 10" x 2"	2 lbs	25 lbs	1,795.00	40%	1,077.00	1,795.00
EX-10005		5 lbs		1,795.00	40%	1,077.00	1,795.00
EX-10010		10 lbs		1,795.00	40%	1,077.00	1,795.00
EX-10025		25 lbs		1,795.00	40%	1,077.00	1,795.00
EX-10050		50 lbs		1,795.00	40%	1,077.00	1,795.00
EX-12050	12" x 12" x 3"	50 lbs	30 lbs	1,945.00	40%	1,167.00	1,945.00
EX-12100		100 lbs		1,945.00	40%	1,167.00	1,945.00
EX-15050	15" x 15" x 3"	50 lbs	47 lbs	2,295.00	40%	1,377.00	2,295.00
EX-15100		100 lbs		2,295.00	40%	1,377.00	2,295.00
EX-15200		200 lbs		2,295.00	40%	1,377.00	2,295.00
Factory assembled & calibrated at 5,000 div						Add \$75	

EX200SC-3 Mount ▼



Industrial

OPTIONS

Item #	Description	List Price	% Off List	Dealer Price
X320B	Battery Operated CAS X320 Indicator	Add 200.00	35%	130.00
Upgrade from Aluminum Load Cell to Stainless Steel when ordering DXL Platform - Pricing effective only when bundled with platform order				
DXL-SS10	Stainless Steel Load Cell for Enduro 10" x 10" platform	295.00	25%	221.25
DXL-SS12	Stainless Steel Load Cell for Enduro 12" x 12" platform	295.00	25%	221.25
DXL-SS15	Stainless Steel Load Cell for Enduro 15" x 15" platform	295.00	25%	2.75
EX200SC-3	Indicator Mount - 304 Stainless Steel - Replaces 12" Pillar for CAS-X320 and CI200SC only	Deduct \$70	35%	Deduct \$45.50
EX200SC-18	18" 304 Stainless Steel Pillar - Replaces 12" Pillar for CAS-X320 and CI200SC only	Add \$60	35%	Add \$39
C780162	Replacement NiMh Battery	189.00	35%	122.85
C780119	External battery charger	109.00	25%	81.75
C0080	RS232 to RS485 Converter Full Duplex	101.00	25%	75.75
C0200	Bluetooth Serial Adapter, single master end	238.00	30%	166.60
C0202	Bluetooth Serial Adapter, multi-roaming master end	238.00	30%	166.60
C0203	Bluetooth Serial Adapter, multi-roaming slave end	238.00	30%	166.60
C10062	USB to RS232 Serial Interface (Tinned End)	80.00	30%	56.00
C10012	Cable, Serial CASLink: Provides an optical serial magnetically coupled connection onto the front of the X320 & 400 series indicators for USB/computer service or setup	49.00	30%	34.30

* Non-NTEP

Model	Commercial	Non-Commercial
EX-10002* *Non-NTEP	-	2 x 0.0005 lbs
	-	1 x 0.0002 kg
	-	32 x 0.01 oz
EX-10005	5 x 0.001 lbs	5 x 0.0005 lbs
	2.5 x 0.005 kg	2.5 x 0.002 kg
	80 x 0.02 oz	80 x 0.01 oz
EX-10010	10 x 0.002 lbs	10 x 0.001 lbs
	5 x 0.001 kg	5 x 0.0005 kg
EX-10025	160 x 0.05 oz	160 x 0.02 oz
	25 x 0.005 lbs	25 x 0.002 lbs
	10 x 0.002 kg	10 x 0.001 kg
EX-10050	400 x 0.1 oz	400 x 0.05 oz
	50 x 0.01 lbs	50 x 0.005 lbs
	25 x 0.005 kg	25 x 0.002 kg
EX-12050	800 x 0.2 oz	800 x 0.1 oz
	50 x 0.01 lbs	50 x 0.005 lbs
	25 x 0.005 kg	25 x 0.002 kg
EX-12100	800 x 0.2 oz	800 x 0.2 oz
	100 x 0.02 lbs	100 x 0.01 lbs
	50 x 0.01 kg	50 x 0.005 kg
EX-15050	1600 x 0.5 oz	1600 x 0.2 oz
	50 x 0.01 lbs	50 x 0.005 lbs
	25 x 0.005 kg	25 x 0.002 kg
EX-15100	800 x 0.2 oz	800 x 0.1 oz
	100 x 0.02 lbs	100 x 0.01 lbs
	50 x 0.01 kg	50 x 0.005 kg
EX-15200	1600 x 0.5 oz	1600 x 0.2 oz
	200 x 0.05 lbs	200 x 0.02 lbs
	100 x 0.02 kg	100 x 0.01 kg
	3200 x 1 oz	3200 x 0.5 oz

Transit 2 Series



▲ Shown with optional swivel wheels

Portable Platform Scale

- Portable Weighing Platform - Heavy Duty Tubular Construction
- 500, 1,000, and 1,500 lb capacities
- Available Platform Sizes: 24" x 18"
30" x 24"
- In-board 5" Diameter Fixed Wheels
- Rear swivel casters w/locks
- 48" Tall Structural Tube Column with Handle Grips & Indicator Plate
- Mild Steel or Stainless Steel Models
- Country of Origin: USA

MODELS - Transit Series

Item #	Description	Est. Ship Weight	List Price	% Off List	Dealer Price	MAP \$
TR2S-500C	Mild Steel, 24" x 18", 500 lb capacity		2,675.00	40%	1,605.00	2,675.00
TR2S-1000C	Mild Steel, 24" x 18", 1,000 lb capacity		2,675.00	40%	1,605.00	2,675.00
TR2S-1500C	Mild Steel, 24" x 18", 1,500 lb capacity		3,090.00	40%	1,854.00	3,090.00
TR2L-500C	Mild Steel, 30" x 24", 500 lb capacity		3,090.00	40%	1,854.00	3,090.00
TR2L-1000C	Mild Steel, 30" x 24", 1,000 lb capacity		3,090.00	40%	1,854.00	3,090.00
TR2L-1500C	Mild Steel, 30" x 24", 1,500 lb capacity		3,090.00	40%	1,854.00	3,090.00
TR2S-500S	Stainless Steel, 24" x 18", 500 lb capacity		5,135.00	40%	3,081.00	5,135.00
TR2S-1000S	Stainless Steel, 24" x 18", 1,000 lb capacity		5,135.00	40%	3,081.00	5,135.00
TR2S-1500S	Stainless Steel, 24" x 18", 1,500 lb capacity		5,385.00	40%	3,231.00	5,385.00
TR2L-500S	Stainless Steel, 30" x 24", 500 lb capacity		5,795.00	40%	3,477.00	5,795.00
TR2L-1000S	Stainless Steel, 30" x 24", 1,000 lb capacity		5,795.00	40%	3,477.00	5,795.00
TR2L-1500S	Stainless Steel, 30" x 24", 1,500 lb capacity		5,795.00	40%	3,477.00	5,795.00

OPTIONS

Item #	Description	Ship Weight	List Price	% Off List	Dealer Price
CAL	Factory calibration - Includes Quick Connect Hardware				125.00
MS-0002	Mild steel square tubing push handle (For use with swivel casters only)				Please Call
LC-TR01	Hermetically sealed stainless steel load cell				Please Call
SS-0002	Stainless steel square tubing push handle (For use with swivel casters only)				Please Call

Industrial

CWP

Portable Digital Utility Scale

- Ergonomic design insures portability & versatility
- Rugged cast iron industrial platform
- Lockable weigh platform
- Industrial locking casters
- Folding handle for storage ease
- Country of Origin: South Korea

CI-201A Indicator

- Weighing Indicator with Numeric Keypad
- Optimize display viewing angle with the adjustable tilt bracket
- Battery Operated (Rechargeable)
- LCD Display
- Plastic Enclosure

► CWP-300 w/CI-201A



Industrial


MODELS - CWP

Item #	Model	Est. Ship Weight	List Price	% Off List	Dealer Price	MAP \$
CWP-150	CWP 150 lb Capacity	66 lbs	1,495.00	40%	897.00	1,495.00
CWP-300	CWP 300 lb Capacity		1,495.00	40%	897.00	1,495.00

OPTIONS

Item #	Description	Ship Weight	List Price	% Off List	Dealer Price
	Wireless Option				Consult Factory

HFS Series



▲ HFS Series

Floor Scale



- Heavy duty tubular construction
- 6 mm anti-skid diamond plate deck
- Side access j-box
- Double shield load cell cable - 16'
- Top access adjustable load cell feet
- Quick Connect indicator/load cell cable
- 100% end loading capability
- 150% overload protection
- High quality powder coat finish
- Approvals: NTEP - 07-022A2
- Country of Origin: China

Model		HFS-405	HFS-410	HFS-505	HFS-510
Capacity & Resolution	lb	5,000 x 1 lb	10,000 x 2 lbs	5,000 x 1 lb	10,000 x 2 lbs
Dimensions W x D x H	In	48 x 48 x 3.5		60 x 60 x 3.5	
	mm	1,200 x 1,200 x 90		1,500 x 1,500 x 90	

MODELS - HFS Series

Item #	Model	Est. Ship Weight Each	List Price	% Off List	Dealer Price
NTEP Approved Models					
HFS-405	HFS-405 Floor Scale, 4 x 4, 5K capacity	275 lbs	1,135.00	40%	681.00
HFS-410	HFS-410 Floor Scale, 4 x 4, 10K capacity	330 lbs	1,195.00	40%	717.00
HFS-505	HFS-505 Floor Scale, 5 x 5, 5K capacity	365 lbs	1,345.00	40%	807.00
HFS-510	HFS-510 Floor Scale, 5 x 5, 10K capacity	420 lbs	1,445.00	40%	867.00
*** See Pages 52-56 for Indicator Options ***					

OPTIONS


Item #	Description	Ship Weight	List Price	% Off List	Dealer Price
CAL	Match Calibration	-	75.00	40%	45.00
RAMP48X36	Access Ramp (48 x 36 x 3.5)	175 lbs	425.00	40%	255.00
RAMP48X48	Access Ramp (48 x 48 x 3.5)	220 lbs	435.00	40%	261.00
RAMP60X36	Access Ramp (60 x 36 x 3.5)	220 lbs	445.00	40%	267.00
RAMP60X48	Access Ramp (60 x 48 x 3.5)	220 lbs	465.00	40%	279.00
HFS-BG1-48	Bumper Guard - Mild Steel - Single side with 45 degree bump angle - 48" *** Special Order *** Please contact your sales representative for lead time		Please contact your sales representative		
HFS-BG1-60	Bumper Guard - Mild Steel - Single side with 45 degree bump angle - 60" *** Special Order *** Please contact your sales representative for lead time				
BSA-2.5K	Replacement Load Cell for HFS-405/505, BSA Series - 2.5K capacity	3 lbs	109.00	40%	65.40
BSA-5KSE	Replacement Load Cell for HFS-410/510, BSA Series - 5K capacity (SE)	3 lbs	109.00	40%	65.40
OHE1	Replacement Foot	2 lbs	39.00	40%	23.40

Real Deal! Floor Scale Package

Hercules Floor Scale & Indicators

Step 1 - Choose platform size and capacity

Step 2 - Choose Instrumentation



Step 3 - Choose Applicable Hardware Options, Calibration, and/or Factory Configuration.

Item #	Choose Indicator or Counting Scale		Shipping Weight	List Price	% Off List	Dealer Price	Item #	Choose Indicator or Counting Scale		Shipping Weight	List Price	% Off List	Dealer Price
HFS-405 Floor Scale - 4' x 4', 5,000 x 1 lb							HFS-505 Floor Scale - 5' x 5', 5,000 x 1 lb						
HFS-405-A		CI-2001A	280 lbs	1,380.00	40%	828.00	HFS-505-A		CI-2001A	370 lbs	1,590.00	40%	954.00
HFS-405-B		CI-2001B	280 lbs	1,380.00	40%	828.00	HFS-505-B		CI-2001B	370 lbs	1,590.00	40%	954.00
HFS-405-C		CI-200A	280 lbs	1,444.00	40%	866.40	HFS-505-C		CI-200A	370 lbs	1,654.00	40%	922.40
HFS-405-D		CI-201A	280 lbs	1,444.00	40%	866.40	HFS-505-D		CI-201A	370 lbs	1,654.00	40%	922.40
HFS-405-E		EC-2	290 lbs	1,550.00	40%	930.00	HFS-505-E		EC-2	380 lbs	1,760.00	40%	1,056.00
HFS-410 Floor Scale - 4' x 4', 10,000 x 2 lbs							HFS-510 Floor Scale - 5' x 5', 10,000 x 2 lbs						
HFS-410-A		CI-2001A	335 lbs	1,440.00	40%	864.00	HFS-510-A		CI-2001A	425 lbs	1,690.00	40%	1,014.00
HFS-410-B		CI-2001B	335 lbs	1,440.00	40%	864.00	HFS-510-B		CI-2001B	425 lbs	1,690.00	40%	1,014.00
HFS-410-C		CI-200A	335 lbs	1,504.00	40%	902.40	HFS-510-C		CI-200A	425 lbs	1,754.00	40%	1,052.40
HFS-410-D		CI-201A	335 lbs	1,504.00	40%	902.40	HFS-510-D		CI-201A	425 lbs	1,754.00	40%	1,052.40
HFS-410-E		EC-2	345 lbs	1,610.00	40%	966.00	HFS-510-E		EC-2	435 lbs	1,860.00	40%	1,116.00

Industrial

HFS-SS Series



Stainless Steel Floor Scale

- Above ground or pit type
- Available in 2' x 2' (24" x 24") to 5' x 7' (60" x 84") sizes
- Custom sizes available upon request
- Capacities range from 2,500 lbs to 10,000 lbs
- Construction: Stainless steel structural 'C' channel sub structure
- Laser cut 1/4" 304 stainless steel smooth plate deck
- Threaded lifting eye bolt holes
- Four internally mounted NTEP certified IP67 rated stainless steel load cells
- **Lead time: Please call for current lead times - Usually 2 - 3 weeks**
- Approvals: NTEP - Pending
- Country of Origin: USA

MODELS - HFS-SS Series

Item #	Model	Capacity	Est. Ship Weight	List Price	% Off List	Dealer Price
HFS-SS-3636-02	3 x 3 Stainless Steel Floor Scale	2.5K		4,345.00	40%	2,607.00
HFS-SS-3636-05	3 x 3 Stainless Steel Floor Scale	5K		5,555.00	40%	3,333.00
HFS-SS-4848-05	4 x 4 Stainless Steel Floor Scale	5K		5,995.00	40%	3,597.00
HFS-SS-4848-10	4 x 4 Stainless Steel Floor Scale	10K		8,245.00	40%	4,947.00
HFS-SS-6060-05	5 x 5 Stainless Steel Floor Scale	5K		7,645.00	40%	4,587.00
HFS-SS-6060-10	5 x 5 Stainless Steel Floor Scale	10K		10,935.00	40%	6,561.00
HFS-SS-7248-05	6 x 4 Stainless Steel Floor Scale	5K		7,645.00	40%	4,587.00
HFS-SS-7248-10	6 x 4 Stainless Steel Floor Scale	10K		10,935.00	40%	6,561.00

OPTIONS

Item #	Description	List Price	% Off List	Dealer Price	Item #	Description	List Price	% Off List	Dealer Price
SSR-3636	Stainless Steel 36 x 36 Ramp	1,495.00	40%	897.00	SSPF-3636	Stainless Steel 36 x 36 Pit Frame	1,370.00	40%	822.00
SSR-4836	Stainless Steel 48 x 36 Ramp	1,725.00	40%	1,035.00	SSPF-4848	Stainless Steel 48 x 48 Pit Frame	1,830.00	40%	1,098.00
SSR-6036	Stainless Steel 60 x 36 Ramp	1,985.00	40%	1,257.00	SSPF-6060	Stainless Steel 60 x 60 Pit Frame	2,280.00	40%	1,368.00
SSR-7236	Stainless Steel 72 x 36 Ramp	2,565.00	40%	1,539.00	SSPF-7248	Stainless Steel 72 x 48 Pit Frame	2,285.00	40%	1,371.00
SSR-3648	Stainless Steel 36 x 48 Ramp	1,725.00	40%	1,035.00	LC-TR01	Hermetically Sealed Load Cell	Please Call		
SSR-4848	Stainless Steel 48 x 48 Ramp	2,325.00	40%	1,395.00	HFS-LD-MS25	Lag Down Plate - 2.5" Diameter Foot, Mild Steel	44.00	40%	26.40
SSR-6048	Stainless Steel 60 x 48 Ramp	2,695.00	40%	1,617.00	HFS-LD-MS30	Lag Down Plate - 3" Diameter Foot, Mild Steel	61.00	40%	36.60
SSBR-3636	Stainless Steel 36 x 36 Bumper Ramp (Foot plates not incl)	750.00	40%	450.00	HFS-LD-SS25	Lag Down Plate - 2.5" Diameter Foot, Mild Steel	85.00	40%	51.00
SSBR-4848	Stainless Steel 48 x 48 Bumper Ramp (Foot plates not incl)	1,000.00	40%	600.00	HFS-LD-MS30	Lag Down Plate - 3" Diameter Foot, Mild Steel	99.00	40%	59.40
SSBR-6060	Stainless Steel 60 x 60 Bumper Ramp (Foot plates not incl)	1,250.00	40%	750.00	CAL	Factory calibration - Includes Quick Connect Hardware			134.00
SSBR-7248	Stainless Steel 72 x 48 Bumper Ramp (Foot plates not incl)	1,500.00	40%	900.00		Optional Diamond Plate	Please Call		
SSBR-FP	Set of two foot plates (Must be requested separately)	165.00	40%	99.00		Optional Remote J-Box	Please Call		

Options/Accessories: Floor mounted and platform integral indicator stands, indicators, and printers.

HFS Lift Deck Series

Stainless Steel Washdown Lift Deck Floor Scale

- Easy to clean
- Above ground or pit type
- Available in 3' x 3' (36" x 36") to 4' x 6' (48" x 72") sizes
- Custom sizes available upon request
- Capacities ranging from 2,500 lbs to 5,000 lbs
- Stainless steel structural tube sub-structure
- Laser cut 1/4" 304 stainless steel smooth plate deck
- Four internally mounted IP67 rated stainless steel load cells
- Structural channel sub structure
- Lead time: Please call for current lead times - Usually 2 - 3 weeks
- Approvals: NTEP - Pending • Country of Origin: USA



Top plate lifting handles with dual gas shocks to ensure safe and easy raising of the deck

Option: Stainless steel hermetically sealed load cell upgrade

Galvanizing, s/s tread deck plate, floor anchor plates, pit frames, ramps, bumpers, floor mounted & platform integral indicator stands, wheeled or forklift portability frames, indicators, and printers.

End loading capacities: 80% for 2.5K capacity platforms; 100% for all 5K and 10K capacity platforms 150% overload protection, side access or optional remote stainless- steel junction box with signal trim summing card. All exposed surfaces are blasted to a clean consistent appearance

MODELS - HFS-SSLD Series


Item #	Model	Capacity	Est. Ship Weight	List Price	% Off List	Dealer Price
HFS-SSLD-3636-02	3' x 3' Stainless Steel Floor Scale, Lift Deck	2.5K		7,995.00	40%	4,797.00
HFS-SSLD-4848-02	4' x 4' Stainless Steel Floor Scale, Lift Deck	2.5K		8,945.00	40%	5,367.00
HFS-SSLD-3636-05	3' x 3' Stainless Steel Floor Scale, Lift Deck	5K		7,995.00	40%	4,797.00
HFS-SSLD-4848-05	4' x 4' Stainless Steel Floor Scale, Lift Deck	5K		8,945.00	40%	5,367.00
HFS-SSLD-6060-05	5' x 5' Stainless Steel Floor Scale, Lift Deck	5K		10,995.00	40%	6,597.00
HFS-SSLD-7248-05	6' x 4' Stainless Steel Floor Scale, Lift Deck	5K		10,995.00	40%	6,597.00

OPTIONS

Item #	Description	Ship Weight	List Price	% Off List	Dealer Price
SSR-3636	Stainless Steel 36 x 36 Ramp		1,495.00	40%	897.00
SSR-4836	Stainless Steel 48 x 36 Ramp		1,725.00	40%	1,035.00
SSR-6036	Stainless Steel 60 x 36 Ramp		1,985.00	40%	1,257.00
SSR-7236	Stainless Steel 72 x 36 Ramp		2,565.00	40%	1,539.00
SSR-3648	Stainless Steel 36 x 48 Ramp		1,725.00	40%	1,035.00
SPPF-3636	Stainless Steel 36 x 36 Pit Frame		1,370.00	40%	822.00
SPPF-4848	Stainless Steel 48 x 48 Pit Frame		1,830.00	40%	1,098.00
SPPF-6060	Stainless Steel 60 x 60 Pit Frame		2,280.00	40%	1,368.00
SPPF-7248	Stainless Steel 72 x 48 Pit Frame		2,285.00	40%	1,371.00
LC-TR01	Hermetically Sealed Load Cell				Please Call
	Optional Diamond Plate and/or Remote J-Box				Please Call

Industrial

R2-1000



▲ R2-1000

Drum Scale

- 1000 lb Capacity
- Reinforced Mild steel construction
- Anti-skid diamond plate deck
- Integral ramps
- Live side rails
- Built-in casters for easy transport
- Handles for portability
- Top access junction box
- Adjustable load cell feet
- Four environmentally protected planar beam load cells
- 150% load cell overload rating
- High quality paint finish
- Ten (10) foot home run cable
- Country of Origin: China



Model		R2-500 *	R2-1000
Capacity & Resolution	lb	500 x 0.2 lbs	1,000 x 0.5 lbs
Dimensions (W x H x D)	In	41.3 x 41.3 x 2.7	
	mm	1050 x 1050 x 68	



▲ CI-100A
with Quick Connect Cable

MODELS - R2-1000 Series

Item #	Model	Est. Ship Weight	List Price	% Off List	Dealer Price	MAP \$
R2-1000	R2-1000 Drum Scale with 10' of Indicator Home Run Cable	150 lbs	865.00	40%	519.00	865.00
R2-1000-CI	R2-1000-CI Drum Scale with CI-100A Indicator and Factory Calibration	150 lbs	995.00	40%	597.00	995.00
R2-500	Convert the R2-1000 Drum Scale to R2-500 - 500 x 0.2 lbs Indicator not included	150 lbs				Add \$40.00

OPTIONS

Item #	Description	List Price	% Off List	Dealer Price
CAL	Match Calibration	75.00	40%	45.00

Indicators

For more information, see pages 52 - 54



▲ CI-2001A



▲ CI-2001B



▲ CI-200A






▲ CI-201A



▲ CI-100A

For up to date pricing, please visit www.cas-usa.com

Indicator Matrix									
Model	CI-100A	CI-2001A	CI-2001B	CI-2001AS	CI-2001BS	CI-200A	CI-201A	CI-200SC	
Load Cells	(4) 350 OHM	(4) 350 OHM	(4) 350 OHM	(4) 350 OHM	(4) 350 OHM	(8) 350 OHM	(8) 350 OHM	(8) 350 OHM	
A/D Conversion Speed		10 times/sec	10 times/sec	10 times/sec	10 times/sec	80 times/sec	80 times/sec	80 times/sec	
Enclosure	Aluminum Alloy	General Industrial	General Industrial	Stainless Steel	Stainless Steel	Hardened Plastic	Hardened Plastic	Stainless Steel	
Wall/Desk Mount Incl	•	•	•	•	•	•	•	•	
IP Rating		NEMA 12	NEMA 12	IP 65	IP65	NEMA 12	NEMA 12	IP 67	
Power	AC	AC	AC	AC	AC	AC/DC	AC/DC	AC/DC	
DC Power Type	•					Rechargeable	Rechargeable	Rechargeable	
LED Display		•		•		•		•	
LCD Display W/ Adjustable Backlight			•				•		
Display Size	25MM (63/64")	14MM (35/64")	25MM (63/64")	14MM (35/64")	25MM (63/64")	25MM (63/64")	24MM (15/16")	25MM (63/64")	
Numeric Keypad						•	•	•	
RS-232C COM Port(s)	(1) One	(1) One	(1) One	(1) One	(1) One	(2) Two	(2) Two	(1) One	
RS-485						Optional	Optional	Optional	
USB	•								
Time & Date	•					•	•	•	
Units	Lb, Kg, lb-oz	Lb/Kg	Lb/Kg	Lb/Kg	Lb/Kg	Lb/Kg	Lb/Kg	Lb/Kg	
0-19 Numeric ID #						•	•	•	
Counting	•								
Percent	•								
Accumulation	•					•	•	•	
High/Low Limit	•						•	•	
Over / Under / Accept Annunciators	•							•	
Hold	•								
Dual Range Capabilities	•					NON NTEP	NON NTEP	NON NTEP	
Multi Point Calibration	•					•	•	•	
NTEP	#16-103	#98-103A	#98-103A	#98-103A	#98-103A	#11-026	#11-026	#11-026	
Measurement Canada	AM-6044	AM-5269	AM-5269	AM-5269	AM-5269	AM-5903	AM-5903	AM-5903	

Indicator Matrix				
Model	X320 - Washdown		R423	R400
Load Cells	(4) - 350 OHM		(16) - 350 OHM	(16) - 350 OHM
A/D Conversion Speed	20 Hz with Fir Filtering (greater than 80dB)			
Enclosure	High Tech Composite Alloy		Stainless Steel	High Tech Plastic Alloy
Panel Mount Enclosure	-		Yes - Option	Yes - Option
Deskmount Enclosure	-		Yes - Option	Yes - Option
IP Rating - Standalone Indicator	1P-69K/IP68 - Washdown High Pressure Washdown: 1450 PSI High Temp Water - 176 F / 80 C Submersion: 6 ft water / 1 hr Impact Resistant: 4' (1.2 M)		IP-66	IP-65
Temperature	- 10 ~ 50 C / Humidity 100%			
Power	AC		AC	AC
DC Power Type	X320B Option 12V Rec. NiMH Batt		12-24 DC - Option	12-24 DC - Option
Configurable Sleep Mode	Yes			
LED Display	-		-	-
LCD Display w/Backlight	Yes		Yes - Dual Line	Yes - Dual Line
Display Size	20MM			
RS-232C COM Port	Yes - Bi-Directional		RS232C Bi-Directional & RS485 Transmit Only	
RS-485 Converter	Optional (Model #C0080)	Function Inputs	Up to Eight (8)	Up to Eight (8)
20mA	Optional (Model #C0081)	Weight Related Setpoints	Up to Eight (8)	Up to Eight (8)
Bluetooth	Bluetooth (Model #C0200)	Networking	•	•
Time & Date	Yes	Clock Calendar	•	•
Units	A319 FIRMWARE LB/OZ/G - Switchable	Custom Printing	•	•
	K307 FIRMWARE LB/OZ/KG/G/TON- Fixed	Full Keypad	•	•
Counting	Yes - Function Key	ACCESSORIES		
Live Weight Averaging	Yes - Function Key	RS232/RS232	•	•
Accumulation	Yes - Function Key	RS232/ RS485	•	•
Peak Hold	Yes - Function Key	RS485/ RS485	•	•
Over/Under/Accept	Yes - 3 Bands	Module, Wired Ethernet	Yes	Yes
Product Storage	5 Products - Optional N/C	Profi-bus Interface	Yes	Yes
Inputs	One (1)	I/O 1-8 / 916 / 17-24 / 25-32	Yes	Yes
Outputs	Three (3) Isolated Transistor Outputs	4 Button Input	Yes	Yes
		Analog Output	Yes	Yes
		Stainless Steel Wall Mount	Yes	Yes
		Clear Protective Cover	Yes	Yes
		Physical Seal	Yes	Yes
		NiMH Battery Pack	Yes	Yes
		Power Supply, VDC,2A DIN Rail	Yes	Yes
		Relay Output, PCB, DIN Rail Kit	Yes	Yes
		20mA Converter	Yes	Yes
		Bluetooth Serial Adapter	Yes	Yes
		Desk Mount w/Power Supply	Yes	Yes
CAS Link	Opt. USB Cable / PC Software	Optional USB Cable / PC Software		
NTEP	11-050	11-050		

CI-200 Series



Indicator



Measurement & Canada Approved

- Weighing Indicator with Numeric Keypad
- RS-232 Output • Connect up to 8 - 350 ohm Load Cells
- AC or Battery Operated (Rechargeable): CI-200A, CI-201A, CI-200SC
- AC or Battery Operated (Dry Battery): CI-200A-DB (Dry Battery), CI-201A-DB (Dry Battery)
- LED Display: CI-200A, CI-200SC • LCD Display: CI-201A
- Plastic Enclosure: CI-200A, CI-201A • Stainless Enclosure: CI-200SC
- Approvals: NTEP - 11-026 • Country of Origin: China
Measurement Canada - AM-5903

▲ CI-201A

▲ CI-200SC

▲ CI-200A

MODELS - CI-200 Series

Item #	Model	Est. Ship Weight	List Price	% Off List	Dealer Price	MAP \$
NTEP & Measurement Canada Approved Models						
CI-200A	CI-200A w/LED Display - AC/Rechargeable Battery	4 lbs	365.00	40%	219.00	365.00
CI-201A	CI-201A w/LCD Display - AC/Rechargeable Battery	4 lbs	365.00	40%	219.00	365.00
CI-200SC *	CI-200SC w/LED Display - AC/Rechargeable Battery	6 lbs	595.00	40%	357.00	595.00

OPTIONS

Item #	Description	Ship Weight	List Price	% Off List	Dealer Price
CI-2DB	Dry Battery Option - CI-200A/201A when ordered with CI-200A/201A				Add \$40
TM-U295	Epson TM-U295 Printer w/PS-180 power supply	9 lbs	599.00	30%	419.30
DT2X-01	DT2X Label/Receipt Printer w/USB & JS21 Serial Cable	5 lbs	395.00	30%	276.50
DT4X-01	DT4X Label/Receipt Printer w/USB & JS21 Serial Cable	6 lbs	415.00	30%	290.50

	CI-200A	CI-201A	CI-200SC		CI-200A	CI-201A	CI-200SC
Power: AC	•	•	•	Indicator Wall/Desk Mount Kit Included	•	•	•
Power: DC	•	•	•	Keyboard Tare	•	•	•
LCD Display w/Adjustable Backlight		•		Password Protected	•	•	•
LED Display	•		•	Hi/Lo Alarm		•	•
Numeric Keypad	•	•	•	Over/Under/Accept Annunciators			•
Hardened Plastic NEMA 12 Enclosure	•	•		0 - 19 Numeric Item #	•	•	•
304 Stainless Steel IP67 Enclosure			•	Multi-Point Calibration	•	•	•
Mode	Accumulation	•	•	Time/Date	•	•	•
	Counting		•	Weight Back Up	•	•	•
	Percent		•	Dual Range Capabilities	Non NTEP	Non NTEP	Non NTEP
RS-232C	2	2	1	CAS "Quick Connect" Load Cell Cable Connector	•	•	
Units	lb/kg	lb/kg	lb/kg	Universal Load Cell Cable Connector			•

CI-2001 Series



▲ CI-2001A



▲ CI-2001B



▲ CI-2001AS



▲ CI-2001BS

Indicator



& Measurement Canada *Approved*

- Standard RS-232
- Kg/lb Switchable
- Class III Approved at 5,000 lb Divisions
- Up to 10,000 lb Divisions for Non-NTEP Applications
- Connect up to 4 - 350 ohm Load Cells
- Approvals: NTEP - 98-103A1
Measurement Canada - AM-5269
- Country of Origin: South Korea

Model	Dimensions W x D x H	Model	Dimensions W x D x H
CI-2001A	9 x 2.3 x 4.7	CI-2001AS	9.5 x 2.8 x 6.5
CI-2001B	9 x 2.3 x 4.7	CI-2001BS	9.5 x 2.8 x 6.5



MODELS - CI-2001 Series

Item #	Model	Est. Ship Weight	List Price	% Off List	Dealer Price	MAP \$
Measurement Canada & NTEP Approved Models						
CI-2001A	CI-2001 w/Bright LED Display	4 lbs	245.00	40%	147.00	245.00
CI-2001B	CI-2001 w/LCD & Backlight		245.00	40%	147.00	245.00
CI-2001AS	CI-2001 w/Bright LED Display & Stainless Steel Case	6 lbs	309.00	40%	185.40	309.00
CI-2001BS	CI-2001 w/LCD & Backlight & Stainless Steel Case		309.00	40%	185.40	309.00

OPTIONS

Item #	Description	Ship Weight	List Price	% Off List	Dealer Price
DT2X-01	DT2X Label/Receipt Printer w/USB & JS21 Serial Cable	5 lbs	395.00	30%	276.50
TM-U295	Epson TM-U295 Printer w/PS-180 power supply	9 lbs	599.00	30%	419.30

Optional printers available for the CI-2001 Series & CI-200 Series

	
DT2X Godex Label Printer	Epson TM-U295 Slip Printer
3.94(W)x8.58(D)x6.77(H)	7.1(W)x7.5(D)x4.0(H)

Industrial

CI-100A



▲ CI-100A



▲ CI-100A w/CAS Quick Connect Cable

Indicator



- Simple, yet full featured weighing indicator
- AC/DC power
- One full duplex RS-232 serial output and one USB interface port
- Load Cell Capability - up to four (4) 350 ohm load cells
- 1 inch (25 mm) LCD with 16 annunciators and blue backlight
- Approvals: NTEP - 16-103
Measurement Canada - AM-6044
CE, WEEE Directive, UL/CUL
- Country of Origin: China

Functionality includes:

Weight • Count • Percent • Hold • Data Compare (check weighing)
Animal Weighing • Time • Date • Accumulation

MODEL - CI-100A

Item #	Model	Est. Ship Weight	List Price	% Off List	Dealer Price	MAP \$
NTEP & Measurement Approved Models						
CI-100A	CI-100A Indicator with LCD display and pigtail quick connect (female) cable	4 lbs	229.00	40%	137.40	229.00

OPTIONS

Item #	Description	Est. Ship Weight	List Price	% Off List	Dealer Price
J191	RS232 Cable - Length: 1.5m/4.9 ft	1 lb	21.00	40%	12.60
J192	USB Cable - Length: 1m/3.2 ft	1 lb	21.00	40%	12.60

X320 Series

Washdown Indicator



- Highest Environmental Protection Rating IP69K/68
- Impact Resistant
- Manufactured with High Tech Composite Alloy
- Encapsulated Components
- Capacitive Keyboard - Knife, Scissor, and Sharp Tool Proof
- Connect up to 4 - 350 ohm Load Cells
- Checkweighing Annunciators
- Supplied Bi-directional RS-232 Serial Port
- Country of Origin: Assembled in the USA from globally sourced components
- Lb/oz/g - Unit Switchable or Fixed Unit (lb/oz/kg/g/ton)
- Stainless Desk/Wall Mount Included
- Approvals: NTEP - 11-050



▲ X320



▶ XD30

Remote Display

MODELS - X320 Series

Item #	Model	Est. Ship Weight	List Price	% Off List	Dealer Price	MAP \$
NTEP Approved Models						
CAS-X320-WM	CAS X320 Washdown Indicator, includes stainless steel wall/desk mount	4 lbs	798.00	35%	478.80	798.00
CAS-X320B	CAS X320 Washdown Indicator Battery Operated includes stainless steel wall/desk mount	6 lbs	1,009.00	35%	605.40	1,009.00

OPTIONS

Item #	Description	List Price	Dealer Price
C0080	RS232 to RS485 Converter full duplex	135.00	94.50
C0200	Bluetooth serial adapter single master end	269.00	188.30
C0201	Bluetooth serial adapter single slave end	269.00	188.30
C0202	Bluetooth serial adapter multi roaming master end	269.00	188.30
C0203	Bluetooth serial adapter multi roaming slave end	269.00	188.30
C3012 ?	Desk/Wall Mount	49.00	29.40
C10012	Cable, Serial CASLink-USB	60.00	42.00
C10062	USB to RS232 Serial Interface (Tinned End)	102.00	71.40
C780162	Replacement NiMH battery pack w/o recharger	189.00	132.30
C780183	Battery Charger for X320B	79.00	55.30
XD30	Remote Display Unit - AC Power	798.00	518.70

Configurable back light settings	•
Print Totals	•
Basic Custom Printing	•

* Refer to actual firmware revision for possible changes to unit switching capabilities

Ingress Protection		IP69K/IP68
Enclosure	Hi Tech Plastic Alloy	Hi Tech Composite Alloy
Power	AC 110-240 VAC	•
	DC 12-24VDC	Optional
	Battery 12V 2.5Ah (NiMH)	Optional
# of Load Cells	@ 350 Ohm	4
	@ 700 Ohm	8
Supplied Communication Port		RS232 Bidirectional
Converter		RS485 (Model #C0080)
		20 mA (Model #C0081)
		Bluetooth (Model #C0200)
Inputs		1
Outputs		3
Networking		•
Units - Switchable (Firmware A319)		lb/oz/grams
Units - Fixed (Firmware K307)		lb/oz/kg/g/ton
Product Storage		5
Check Weigh Bands		3
Counting		•
CASLink		Optional USB Cable PC Software Included
Clock Calendar		•
Configurable "sleep" mode option		•

Industrial

R400 Series



Industrial Weight Controller



- ABS or Stainless Steel Models
- Connect up to 16 - 350 ohm Load Cells
- Supplied Bi-directional RS232 & Transmit only RS485
- Up to 8 Function Inputs • Up to 8 Weight Related Setpoints
- Approvals: NTEP - 11-050
- Country of Origin: Assembled in the USA from globally sourced components

		R420	R423	
Panel Mount		•	•	
Desk Mount/Enclosure		IP65 Rated	IP66 Rated	
Enclosure	Hi Tech Plastic Alloy	•	-	
	Stainless Steel	-	•	
Power	110-240 VAC	•	•	
	12-24 DC	Optional	Optional	
# of Load Cells	@ 350 Ohm	16		
	@ 700 Ohm	32		
Supplied Communication Port*		RS232 Bidirectional & RS485 Transmit Only		
Function Inputs		Up to 8		
Weight Related Set Points		Up to 8		
Networking		•		
Clock Calendar		•		
Custom Printing		•		
Clear Protective Covers		Optional (R420)		
Application Software		K401	K402	K410
Unit Switching (lb/kg/custom)		•	•	-
Dual Range %		•	•	•
Products/Recipes/Trucks		1	250	100
Hold & Peak Hold		•	•	-
Counting		•	•	-
Report Printing		•	•	•
Totalizing Printing		•	•	•
Logic Setpoints		•	•	•
Positive/Negative Batching		-	-	•
Time Based Batching		-	-	•
Batch Suspend		-	-	•
Fill, Dump, & Pulse Stages		-	-	•
Inflight Jogging		-	-	•
Batching		-	-	3 Stages
Materials		-	-	1
Speeds for Fill		-	-	3

* If you use the supplied communication port, you can only add one serial communication module. If you do not use the supplied communication port, you can add up to two serial communication modules.

Item #	Model	List Price	% Off List	Dealer Price
R420-01-PM	R420 - AC PS, Panel Mount, K401	673.00	40%	403.80
R420-01-DM	R420 - AC PS, Desk Mount, K401	830.00	40%	498.00
R420-02-PM	R420 - AC PS, Panel Mount, K402	810.00	40%	486.00
R420-02-DM	R420 - AC PS, Desk Mount, K402	968.00	40%	580.80
R420-10-PM	R420 - AC PS, Panel Mount, K410	803.00	40%	481.80
R420-10-DM	R420 - AC PS, Desk Mount, K410	961.00	40%	576.60
R423-01-PM	R423 - AC PS, Panel Mount, K401	859.00	40%	515.40
R427-01-DM	R427 - AC PS, Desk Mount, K401	1,146.00	40%	687.60
R423-02-PM	R423 - AC PS, Panel Mount, K402	997.00	40%	598.20
R427-02-DM	R427 - AC PS, Desk Mount, K402	1,283.00	40%	769.80
R423-10-PM	R423 - AC PS, Panel Mount, K410	989.00	40%	593.40
R427-10-DM	R427 - AC PS, Desk Mount, K410	1,276.00	40%	765.60
R427-05-DM	R427 - K405 Truck/Axle Program, weigh-in/out, memory for 250 trucks, 2/3 std comm ports, unit switching. Add comm. module when used with remote display/printer	1,275.00	40%	765.00

OPTIONS

Item #	Description	List Price	% Off List	Dealer Price
C4201	Module, RS232/RS232	171.00	30%	119.70
C4202	Module, RS232/RS485	171.00	30%	119.70
C4203	Module, RS485/RS485	171.00	30%	119.70
C4301	Module, I/O 1-8	211.00	30%	147.70
C4311	Module, I/O 9-16	211.00	30%	147.70
C4321	Module, I/O 17-24	211.00	30%	147.70
C4331	Module, I/O 25-32	211.00	30%	147.70
C4302	Module, 4 Button Input	117.00	30%	81.90
C4401	Module, Analog Output	325.00	30%	227.50
C4003	Wall Mount, Stainless	43.00	30%	30.10
C4005	Clear Protective Cover (R420)	66.00	30%	46.20
C4009	Physical Seal	11.00	30%	7.70
C4103	Battery Pack, NiMH, IP65 for R42X	335.00	30%	234.50
C4501	Data Storage Module	211.00	30%	147.70
C4901	Relay Output PCB, DIN-Rail kit	190.00	30%	133.00
C4902	Cable, M4901 to Module	38.00	30%	26.60
C10012	Cable, Serial CASLink-USB	60.00	30%	42.00
C10062	USB to RS232 Serial Interface (Tinned End)	104.00	30%	72.80
C0200	Bluetooth serial adapter	269.00	30%	188.30

CAS Tracker



Washdown Indicator

Whether used for simple labeling, data acquisition or industry specific labeling & traceability requirements...

...Tracker provides the versatility to meet today's rigorous industrial demands while ensuring the ability to change as needs grow!

Tracker includes a CAS R457 SMART programmable indicator with Lua memory module, multi-line display, easy to use keyboard w/function keys, Tracker's versatile human readable and bar code labeling software, and the ability to store and export all transaction data either via USB or via networked web page accessibility which can be sorted to provide meaningful report data.

System configuration parameters are entered, stored, or edited on a customer supplied PC or networked computer via a CAS supplied CSV file. The CSV file as modified is simply uploaded to Tracker.

A typical Tracker workstation consists of a CAS R457 stainless steel enclosed, IP 66 rated. SMART controller with multi-line display, CAS R457 Lua/Ethernet module, CAS Link cable, stainless steel desk mount, Tracker standard label printing/report software, internet configuration/assembly assistance, and label printer options.

Label printer options include clam shell and Industrial direct and thermal transfer models with various speed, print head size, and communication capabilities offered along with WASHDOWN Hoffman style fiberglass and stainless steel controller enclosures, washdown printer enclosures, stainless steel adjustable scale and printer workstation stands, washdown keyboards, and scanner/reader accessories.

Industrial

Please consult your CAS Factory Representative to discuss label format, report, and custom application needs.

Item #	Model	Est. Ship Weight	List Price	% Off List	Dealer Price
TRACKER-R457	R457 SMART programmable indicator with Lua memory module, Stainless Steel IP66 rated enclosure, labeling & traceability firmware, one (1) USB port ,desk/wall mount.		3,645.00	32%	2,499.00
TRACK-CUST	Custom label format and factory configuration (Commercial certification by local installing dealer)		Custom Options - Consult Factory		
Platforms					
Enduro DXL	Stainless steel platforms available in 10" x 10", 12" x 12", and 15" x 15" platform sizes from 2 lb to 200 lb capacities - See Enduro DXL Pricing				
Enduro HC	Stainless steel and mild steel platforms available in 18" x 18", 18" x 24", and 24" x 24" platform sizes from 100 lb to 1,000 lb capacities - See Enduro HC Pricing				

Continued next page



▲ **Hoffman Style Enclosure**
Fiberglass/Stainless Steel



▲ **Stainless Steel Workstation Stand**



▲ **Washdown Printer Enclosures**



▲ **Industrial Printers**



▲ **"Clam Shell" Printers**

CAS Tracker

Continued from previous page

Item #	Model	Est. Ship Weight	List Price	% Off List	Dealer Price
Indicator Enclosures					
	Hoffman Style Fiberglass Enclosure - 14" x 12" x 8"		Consult Factory		
	Hoffman Style Stainless Steel Enclosure				
Printers (with cables)					
ZD420D	Zebra DT label printer with peeler and 6' USB cable		699.00	30%	489.30
ZX1200xi	High output, high speed industrial barcode printer, 203 dpi	30 lbs	1,995.00	30%	1,396.50
ZX1300xi	High output, high speed industrial barcode printer, 300 dpi	30 lbs	2,295.00	30%	1,606.50
ZT411D	Zebra DT printer with label rewind, peeler, 6' USB cable		2,295.00	30%	1,606.50
ZT411T	Zebra TT printer with label rewind, peeler, and 6' USB cable		2,295.00	30%	1,606.50
Additional Options					
Stainless Steel Adjustable Bench Stand			Custom Options - Consult Factory		
Stainless Steel Clam Shell or Industrial Style Printer Enclosures			Custom Options - Consult Factory		
Washdown Keyboard			Custom Options - Consult Factory		
Configurable Light Tower - Tracker I/O Module required			Custom Options - Consult Factory		
Scanner/Reader			Custom Options - Consult Factory		
4" x 2", 4" x 3", 4" x 4" Label Rolls - 1" or 3" Core Available			Custom Options - Consult Factory		

Industrial

For up to date pricing, please visit www.cas-usa.com

Printers

Printer Compatibility

DT2X/4X as a Label Printer	DT2X/4X as a Receipt Printer	Epson TM-U295 Slip Printer	Epson TM-U295 Slip Printer
CI-100A	BW Series	BW Series	BW Series
CI-200 Series *	CI-200 Series *	CI-200 Series	CI-200 Series
EB Series	CI-2001 Series *	CI-2001 Series	CI-2001 Series
ED Series	EB Series	DL Series	DL Series
PB Series	EC Series	EB Series	EB Series
S2000 Jr	EC-2 Series	EC Series	EC Series
XE Series *	ED Series	EC-2 Series	EC-2 Series
	PB Series	ED Series	ED Series
	RW-S/L *	PB Series	PB Series
	S2000 Jr	RW-AW	RW-AW
		RW-S/L	RW-S/L

* Please call for availability



▲ Godex DT4X Label Printer



▲ Godex DT2X Label Printer

Printers for Scale Products

Item #	Model	Est. Ship Weight	List Price	% Off List	Dealer Price
Desktop Printers					
DT2X	DT2X Label/Receipt Printer w/USB	5 lbs	370.00	30%	259.00
DT2X-01	DT2X Label/Receipt Printer w/USB & JS21 Serial Cable	5 lbs	395.00	30%	276.50
DT4X	DT4X Label/Receipt Printer w/USB	6 lbs	390.00	30%	273.00
DT4X-01	DT4X Label/Receipt Printer w/USB & JS21 Serial Cable	6 lbs	415.00	30%	290.50
ZD-420D	Zebra ZD-420 Direct Thermal Label Printer w/dispenser		699.00	30%	489.30
Industrial Printers					
ZX1200Xi	Godex - High output, high speed industrial barcode printer, 203 dpi	30 lbs	1,995.00	30%	1,396.50
ZX1300Xi	Godex - High output, high speed industrial barcode printer, 300 dpi	30 lbs	2,295.00	30%	1,606.50
Z2i05-001	Dispenser w/Internal Rewinder for ZX Series Printers * Installed at factory only		495.00	30%	346.50
Slip Printers					
TM-U295	Epson TM-U295 Printer w/PS-180 power supply	9 lbs	599.00	30%	419.30



▲ Godex ZX1200Xi Industrial Barcode Printer



▲ Epson TM-U295 Slip Printer

Printers

DT2X/DT4X Printers

Specifications	
Print Method	Direct Thermal
Resolution	203 dpi (8 dots/mm)
Print Speed	7 IPS (177 mm/s)
Print Width	2.12" (54 mm)
Print Length	Min 0.16" (4 mm)** / Max 68" (1727 mm)
Processor	32 Bit RISC CPU
Memory	Flash 4 MB Flash (2 MB for user storage)
	SDRAM 16 MB
Sensor Type	Fixed transmissive sensor, central aligned, adjustable reflective sensor
Media	Types Continuous form, gap labels, black mark sensing, and punched hole; label length set by autosensing/programming
	Width Min 0.6" (15 mm) ~ Max 2.36" (60 mm)
	Thickness Min 0.0024" (0.06 mm) ~ Max 0.008" (0.2 mm)
	Roll Dia. Max 5" (127 mm)
Core Dia.	1" (25.4 mm) , 1.5" (38.1 mm)
Printer Language	EZPL, GEPL, GZPL Auto Switch
Interface	USB 2.0 / Serial Port: RS-232 (DB-9) / IEEE 802.3 10/100 Base-Tx Ethernet port (RJ-45)
Control Panel	One Tri-color LED: Power (Green, Orange, and Red) Function Key: FEED
Power	Auto Switching 100-240V AC, 50-60Hz
Real Time Clock	Standard
Environment	Oper. Temp 41° F to 104° F / 5° C to 40° C
	Storage Temp -4° F to 122° F / -20° C to 50° C
Humidity	Operation 30 - 85%, non-condensing
	Storage 10 - 90%, non-condensing
Approvals	CE (EMC), FCC Class A, CB, cUL and CCC
Dimension	6.53" / 166 mm
Weight	2.65 lbs / 1.2 kg
Options & Accessories	Label Dispenser, Print Head, Labels

Epson TM-U295 Slip Printer

Specifications	
Printing System	7-pin, shuttle impact dot matrix
Print Font	5 x 7 / 7 x 7
Column Capacity	35 / 42 columns
Character Size	1.6 x 2.9 mm (WxH) / 1.3 x 2.9 mm (WxH) (0.063 x 0.114" / 0.051 x 0.114")
Character Set	95 Alphanumeric, 32 International, 128 x 3 Graphic
Characters / 25.4 mm	13.5 cpi / 16.2 cpi
Print Speed	2.1 lps
Data Buffer	512 bytes or 35 bytes
Interfaces	RS-232C / Bi-directional parallel
Paper Dimensions	Slip: 80 to 182 x 69 to 257 mm (WxL) / (3.15 to 7.17 x 2.72 to 10.12")
Paper Thickness	0.09 to 0.35 mm (0.0035 to 0.0137")
Copy Capability	One original and two copies
Inked Ribbon	ERC-27 (purple)

ZX1200Xi/ZX1300Xi Printers

Specifications	
Print Method	Thermal Transfer / Direct Thermal
Resolution	203 dpi (8 dots/mm) 300 dpi (12 dots/mm)
Print Speed	Up to 14 IPS (356 mm/s) UP to 10 IPS (254 mm/s)
Print Width	4.09" (104mm) 4.09" (104 mm) Up to 105.7mm
Print Length	MMin. 0.16" (4 mm)** – Max. 180" (4572 mm) Min. 0.16" (4 mm)** – Max. 85" (2159 mm)
Processor	32 Bit RISC CPU
Memory	Flash 128MB Flash (60MB for user storage)
	SDRAM 32 MB
Sensor Type	Adjustable reflective sensor and transmissive sensor, left aligned
Media	Types Continuous form, gap labels, black mark sensing, and punched hole; label length set by auto sensing or programming
	Width 1" (25.4 mm) Min.; 4.64" (118 mm) Max.
	Thickness Min. 0.003" (0.076 mm) – Max. 0.01" (0.25 mm)
	Roll Dia. 8" (203.2 mm) Max.
Core Dia.	1.5" -3" (38.1mm -76.2mm)
Printer Language	EZPL, GEPL, GZPL, GDPL Auto Switch
Interface	Serial port: RS-232 (DB-9) USB Device port (B-Type) 3 USB Host ports (A-Type). 2 ports at the front panel, 1 port at the rear panel IEEE 802.3 10/100Base-Tx Ethernet print server (RJ-45)
Control Panel	Backlight 3.2" touch screen LCD 1 Power on/off button with green colour LED backlight 1 Control key: FEED/PAUSE/CANCEL with dual colour LED backlight: Ready(Green); Error(Red) 1 Calibration button at rear panel
Power	Auto Switching 100-240V AC, 50-60Hz
Real Time Clock	Standard
Environment	Oper. Temp 41° F to 104° F / 5° C to 40° C
	Storage Temp -4°F to 140°F (-20°C to 60°C)
Humidity	Operation 20 - 85%, non-condensing
	Storage 10 - 90%, non-condensing
Approvals	CE (EMC), FCC Class A, CB, cUL and CCC
Dimension	Length 18.30" (465 mm) Height 12.28" (312 mm) Width 10.59" (269 mm)
Weight	30 lbs (13.6 Kg), excluding consumables
Options & Accessories	Label Dispenser, Print Head, Labels

Epson TM-U295 Slip Printer (Continued)

Specifications	
Ribbon Life	1,500,000 characters
Power	24 VDC +/- 10%
Current Consumption	Approx. 600 mA (at 24 VDC)
D.K.D. Function	2 drivers
Reliability	MTBF 180,000 hours / MCBF 7,000,000 lines
Weight	Approx. 1.6 kg (3.5 lb)
Dimensions	7.1 (W) x 7.5 (D) x 4.0 (H) inches / 180 (W) x 190.5 (D) x 101.5 (H) mm

EC-2 Series



▲ EC-2 Series

▲ EC-2 Series: Light Tower & Relay

Dual Channel Counting Scale

- 6, 15, 30, & 60 lb Capacities
- Easily Connect Second Platform to Expand Capacity
- Up to 4 External Devices can be used simultaneously
- Save Up to 200 Presets
- Lb/kg or lb/g Switchable
- Internal Resolution - 1/600,000
- Optional Receipt Printers / Label Printer
- Optional Light Tower
- Country of Origin: China

Model		EC-6	EC-15	EC-30	EC-60	
Capacity & Resolution	lb	6 x 0.0002 lbs	15 x 0.0005 lbs	30 x 0.001 lbs	60 x 0.002 lbs	
	kg	3 x 0.0001 kg	6 x 0.0002 kg	15 x 0.0005 kg	30 x .001 kg	
	g	3,000 x 0.1 g	6,000 x 0.2 g	15,000 x 0.5 g	30,000 x 1 g	
Dimensions W x D x H	Inch	13 x 13.6 x 4.2		Platform Size W x D	Inch	12 x 8.7
	mm	330 x 346 x 107			mm	306 x 222

MODELS - EC-2 Series

Item #	Model	Est. Ship Weight	List Price	% Off List	Dealer Price	MAP \$
EC2-6	EC2 Dual Channel Counting Scale - 6 lb capacity	13 lbs	415.00	40%	249.00	415.00
EC2-15	EC2 Dual Channel Counting Scale - 15 lb capacity	13 lbs	415.00	40%	249.00	415.00
EC2-30	EC2 Dual Channel Counting Scale - 30 lb capacity	13 lbs	415.00	40%	249.00	415.00
EC2-60	EC2 Dual Channel Counting Scale - 60 lb capacity	13 lbs	415.00	40%	249.00	415.00

OPTIONS

Item #	Description	Ship Weight	List Price	% Off List	Dealer Price
ECLT	Light Tower & Relay	6 lbs	270	40%	162.00
	Remote Platforms	Please Call Your Sales Representative			
	HFS Series Floor Scale	See Floor Scales			
DT2X-01	DT2X Label/Receipt Printer w/USB & JS21 Serial Cable	5 lbs	395.00	30%	276.50
TM-U295	Epson TM-U295 Printer w/PS-180 power supply	9 lbs	599.00	30%	419.30

Optional printers available for the EC-2 Series Counting Scale	
	
DT2X Godex Label Printer	Epson TM-U295 Slip Printer
3.94(W)x8.58(D)x6.77(H)	7.1(W)x7.5(D)x4.0(H)

Industrial

SC Series



▲ SC Series

Counting Scale

- 10, 25, & 50 lb Capacities
- 1,000 Items with Weight & Tare Weight Memory
- Kg/lb Switchable
- Accumulation Feature
- Internal Resolution - 1/250,000
- AC Operated
- Country of Origin: South Korea

Model		SC-05P	SC-10P	SC-25P	
Capacity & Resolution	lb	10 x 0.002 lbs	25 x 0.005 lbs	50 x 0.01 lbs	
	kg	5 x 0.001 kg	10 x 0.002 kg	25 x 0.005 kg	
Dimensions W x D x H	Inch	15.3 x 14.3 x 6.4	Platform Size W x D	Inch	14.6 x 10.9
	mm	389 x 363 x 163		mm	371 x 277

MODELS - SC Series

Item #	Model	Est. Ship Weight	List Price	% Off List	Dealer Price	MAP \$
SC05P	SC Counting Scale - 10 lb capacity	22 lbs	450.00	40%	270.00	450.00
SC10P	SC Counting Scale - 25 lb capacity	22 lbs	450.00	40%	270.00	450.00
SC25P	SC Counting Scale - 50 lb capacity	22 lbs	450.00	40%	270.00	450.00

Industrial

CPS Series

Pallet Jack Scale



CPS 1/2

- Built-in Printer
- NTEP Capacities: 3,000 x 1 lb & 5,000 x 2 lbs
- LCD with Backlight (CI-2001B Indicator)
- Kg/lb Switchable
- Rechargeable Battery, AC Adapter Included
- Approvals: NTEP - 09-003
- Country of Origin: China

CPS-Plus (Not Legal for Trade)

- Capacity: 5,000 x 1 lb
- LCD with Backlight (CI-201A Indicator)
- 2 convenient storage boxes for documents and tools
- Country of Origin: China



◀ CPS Plus



▶ CPS-1/CPS-2

All Pallet Jack Scales
Shipped Assembled

Model		CPS-1	CPS-2	CPS Plus
Capacity & Resolution	lb	3,000 x 1 lb	5,000 x 2 lbs	5,000 x 1 lb
	kg	1,000 x 0.5 kg	2,000 x 1 kg	2,000 x 0.5 kg

For detailed dimensions - please see the CPS Series brochure at www.cas-usa.com

MODELS - CPS Series

Item #	Model	Est. Ship Weight	List Price	% Off List	Dealer Price	MAP \$
CPS-1A Special Order	CPS-1 Model A * (3,000 x 1 lb) - NTEP 21.3 (W) x 42.5 (D) x 45 (H)	370 lbs	3,395.00	40%	2,037.00	3,395.00
CPS-1B Special Order	CPS-1 Model B * (3,000 x 1 lb) - NTEP 24.4 (W) x 42.5 (D) x 45 (H)	370 lbs	3,395.00	40%	2,037.00	3,395.00
CPS-1	CPS-1 Model C (3,000 x 1 lb) - NTEP 27.8 (W) x 47.2 (D) x 45 (H)	370 lbs	3,395.00	40%	2,037.00	3,395.00
CPS-2A Special Order	CPS-2 Model A* (5,000 x 2 lb) - NTEP 21.3 (W) x 42.5 (D) x 45 (H)	370 lbs	3,395.00	40%	2,037.00	3,395.00
CPS-2B Special Order	CPS-2 Model B* (5,000 x 2 lb) - NTEP 24.4(W) x 42.5 (D) x 45 (H)	370 lbs	3,395.00	40%	2,037.00	3,395.00
CPS-2	CPS-2 Model C (5,000 x 2 lb) - NTEP 27.8 (W) x 47.2 (D) x 45 (H)	370 lbs	3,395.00	40%	2,037.00	3,395.00
CPS Plus	CPS Plus (5,000 x 1 lb) 27.8(W) x 47.2 (D) x 45 (H)	360 lbs	2,295.00	40%	1,377.00	2,295.00

*Models A and B are special order

OPTIONS

Item #	Description	Ship Weight	List Price	% Off List	Dealer Price
TS28040	2 1/4 x 80ft (48g), Thermal Paper Roll, 50 Rolls/case for CPS 1/2 and CPS Plus	10 lbs			Please Call
RCP6	Optional Thermal Printer for CPS Plus (YJ-310P)				Please Call
RCP3	Printer Ribbon for CPS 1/2		36.00	40%	21.60
RCP5	Printer Ribbon for CPS 1/2		36.00	40%	21.60

RW-S/RW-L Series

Wheel Weigher



- 10,000 lb & 20,000 lb Capacities
- 1 Inch LCD Display
- Kg/lb Switchable
- 12 "AA" Rechargeable Included
- Charging Adapter Included
- Class III Approved/Highway Law Enforcement
- Approvals: NTEP - 03-047PA1
- Country of Origin: South Korea



▲ RW-S Series

Overall Size: 18.5(W)x21(D)x2.3(H)



▲ RW-L Series

Overall Size: 29.3(W)x22.5(D)x2.6(H)

Model		RW-5	RW-10	RW-5 NTEP	RW-10 NTEP
Capacity & Resolution	lb	10,000 x 5 lb	20,000 x 10 lbs	10,000 x 50 lb	20,000 x 50 lbs
	kg	5,000 x 2 kg	10,000 x 5 kg	5,000 x 20 kg	10,000 x 20 kg

MODELS - RW-S/RW-L Series

Item #	Model	Ship Weight	List Price	% Off List	Dealer Price	MAP \$
RW-05S	RW-5S Wheel Weigher Pad - 10K Capacity	66 lbs	1,855.00	40%	1,113.00	1,855.00
RW-05L	RW-5L Wheel Weigher Pad - 10K Capacity	102 lbs	2,375.00	40%	1,425.00	2,375.00
RW-10S	RW-10S Wheel Weigher Pad - 20K Capacity	66 lbs	1,855.00	40%	1,113.00	1,855.00
RW-10L	RW-10L Wheel Weigher Pad - 20K Capacity	102 lbs	2,375.00	40%	1,425.00	2,375.00
NTEP Approved Models						
RW-05S(NTEP)	RW-5S Wheel Weigher Pad - 10K Capacity - NTEP	66 lbs	1,855.00	40%	1,113.00	1,855.00
RW-05L(NTEP)	RW-5L Wheel Weigher Pad - 10K Capacity - NTEP	102 lbs	2,375.00	40%	1,425.00	2,375.00
RW-10S(NTEP)	RW-10S Wheel Weigher Pad - 20K Capacity - NTEP	66 lbs	1,855.00	40%	1,113.00	1,855.00
RW-10L(NTEP)	RW-10L Wheel Weigher Pad - 20K Capacity - NTEP	102 lbs	2,375.00	40%	1,425.00	2,375.00

OPTIONS

Item #	Description	Ship Weight	List Price	% Off List	Dealer Price
WRW3	Totalize Cable - Length 22 ft	2 lbs	95.00	40%	57.00
B20RD	Beacon 20 Remote Display	6 lbs	910.00	40%	546.00
B45RD	Beacon 45 Remote Display	20 lbs	1,525.00	40%	915.00
B65RD	Beacon 65 Remote Display	30 lbs	1,755.00	40%	1,053.00
C62-196	2 Pad Travel Case for RW-S	40 lbs	1,145.00	25%	858.75
C62-194	2 Pad Travel Case for RW-L	55 lbs	1,295.00	25%	971.25
C62-197	4 Pad Travel Case for RW-S	57 lbs	1,495.00	25%	1,121.25
C62-192	4 Pad Travel Case for RW-L	79 lbs	1,775.00	25%	1,331.25
C62-193	6 Pad Travel Case for RW-S	72 lbs	1,645.00	25%	1,233.75
C62-195	6 Pad Travel Case for RW-L	103 lbs	1,995.00	25%	1,496.25
TM-U295	Epson TM-U295 Printer w/PS-180 power supply	9 lbs	599.00	30%	419.30



RW-S 2 Pad Case ▲




RW-S 6 Pad Case ▲



▲ Beacon 45 Remote Display

Industrial

RW-X200 Series



Heavy Duty Portable Axle Weighers

- RW-X200 - 60K lb Capacity per set (one set = 2 axle weighing scales)
- Install on top of concrete, asphalt, or well-compacted gravel
- Constructed with I-beams for superior strength
- Stainless Steel, side access NEMA 4X Junction Box • Interconnect cables with military grade connectors
- 1/2" Tread Plate Decking for ultimate durability • Detachable ramps w/fully plated bottom support & lag down plates
- Resolution: 20 lbs
- Country of Origin: USA

Built to Last: Heavy Duty I-Beam construction with 1/2" tread plate decking. No moving suspension parts to wear. No load cell feet to bend or break.

MODELS - RW-X200 Series Call for current lead time

Item #	Model	Est. Ship Weight	List Price	% Off List	Dealer Price
Prices reflect set of 2 platforms - Scales & ramps sold separately					
RW-X200-84	RW-X200 Portable Axle Weigher - 7 ft		13,475.00	40%	8,085.00
RW-X200-120	RW-X200 Portable Axle Weigher - 10 ft		17,475.00	40%	10,485.00
RW-X200-144	RW-X200 Portable Axle Weigher - 12 ft		19,675.00	40%	11,805.00
RW-X200-168	RW-X200 Portable Axle Weigher - 14 ft		22,475.00	40%	13,485.00

OPTIONS

Item #	Description	Ship Weight	List Price	% Off List	Dealer Price
RW-X200-R03	Ramp for RW-X200 Platform - 30" - Single Ramp		855.00	40%	513.00
RW-2601P	RW-2601P Portable Indicator/Printer	27 lbs	2,295.00	40%	1,377.00
R423-SE-05	R423 SS Indicator w/K405 Truck Scale Software		1,275.00	40%	765.00
D732	Remote Display - 3" LED display with green/red traffic light (Use w/R423-SE-05)		1,095.00	40%	657.00

Choose from a variety of CAS scale indicators, controllers, remote displays, and printers to meet all your weighing and data accumulation needs! Contact CAS for RF data transfer needs.

Note: Load cell cables from platform to platform and to indicator is extra.



▲ D732 Remote Display



▲ R423-SE-05 Indicator



▲ RW-2601P Indicator

RW-X300 Series



Heavy Duty Portable Axle Weighers

- RW-X300 60 lb gross scale capacity
- Install on top of concrete, asphalt, or well-compacted gravel
- Three standard platform sizes - *Custom sizes available*
- Constructed with I-beams for superior strength
- 1/2" Tread Plate Decking for ultimate durability
- Four 25K each nickel plated alloy steel load cells
- 150% Full scale overload capacity
- Fully plated bottom support ramps
- Stainless steel side access NEMA 4X junction box
- Country of Origin: USA

Built to Last:

- Heavy Duty I-Beam construction w/1/2" tread plate decking
- No moving suspension parts to wear.
- No load cell feet to bend or break.

MODELS - RW-X300 Series

Item #	Model	Est. Ship Weight	List Price	% Off List	Dealer Price
* Scales & ramps sold separately*					
RW-X300-108-07	RW-X300 Portable Axle Weigher - 9 ft x 7 ft		18,765.00	40%	11,205.00
RW-X300-108-10	RW-X300 Portable Axle Weigher - 9 ft x 10 ft		22,575.00	40%	13,545.00
RW-X300-120-10	RW-X300 Portable Axle Weigher - 10 ft x 10 ft		24,065.00	40%	14,439.00

OPTIONS

Item #	Description	Ship Weight	List Price	% Off List	Dealer Price
RW-X300-R09	Ramp for RW-X300 Platform - 9 ft (Set of 2)		5,175.00	40%	3,105.00
RW-X300-R10	Ramp for RW-X300 Platform - 10 ft (Set of 2)		5,975.00	40%	3,585.00
RW-2601P	RW-2601P Portable Indicator/Printer	27 lbs	2,295.00	40%	1,377.00
R423-SE-05	R423 SS Indicator w/K405 Truck Scale Software		1,275.00	40%	765.00
D732	Remote Display - 3" LED display with green/red traffic light (Use w/R423-SE-05)		1,095.00	40%	657.00
D841	Remote Display - 4" LED display with green/red traffic light (Use w/R423-SE-05)		1,595.00	40%	957.00

Choose from a variety of CAS scale indicators, controllers, remote displays, and printers to meet all your weighing and data accumulation needs! Contact CAS for RF data transfer needs.

Note: Load cell cables from platform to platform and to indicator is extra.



▲ D732 Remote Display



▲ R423-SE-05 Indicator



▲ RW-2601P Indicator

Industrial

CAS D732/841



Remote Displays

- Super Bright 3" or 4" LED Display with Red/Green Traffic Control Lights
- Designed for harsh industrial/agricultural applications
- VESA mounting brackets, extruded aluminum housing
- Optically Isolated Port for Lightning Protection

Model		D732	D841
Dimensions	In	19.21 (W) x 5.9 (H) x 3.15 (D)	30.31 (W) x 5.9 (H) x 3.15 (D)
	mm	488 (W) x 150 (H) x 80 (D)	770 (W) x 150 (H) x 80 (D)

MODELS - D700/800

Item #	Model	Est. Ship Weight	List Price	% Off List	Dealer Price
D732	3" Remote Display, Numeric Only LED's with red/green traffic lights with software control. Condec or Rinstrum Protocols		1,095.00	40%	657.00
D841	4" digit Alphanumeric, Double Row LED's with red/green traffic lightss with software control. Auto baud, auto configuration, auto brightness, 90-240VAC, US Line Cord		1,595.00	40%	957.00

OPTIONS

Item #	Description	Ship Weight	List Price	% Off List	Dealer Price
DA001	Weather hood, D73x coated steel weatherhood that mounts directly on the remote bracket		142.00	30%	99.40
DA002	Weather hood D84x coated steel weatherhood that mounds directly onto the remote bracket		142.00	30%	99.40
DA003	Mounting plate, D730, D820, D840/universal back plate for VESA, RAM© mount, DA007 or similar for pole or wall mounting a remote		78.00	30%	54.60
DA004	Cable for remote configuration/PC to remote cable for configuration tool software		142.00	30%	99.40
DA012	Swivel mount bracket for use with DA003 for pole or wall mounting		175.00	30%	122.50
DA012-KIT	Hardware, swivel mount bracket, & mounting plate kit - For pole or wall mounting		239.00	30%	167.30

Industrial

Beacon Series



▲ Beacon 65 Remote Display



▲ Beacon 45 Remote Display



▲ Beacon 20 Remote Display

Remote Displays

- Super Bright 2"/4.5"/6.5" LED Display
- Auto-Learn Technology
- Weather Proof Enclosure
- Optically Isolated Port for Lightning Protection
- Optional Stainless Steel Enclosure
- Country of Origin: USA/Canada

Use with the following products:

- Caston II Plus
- Caston III Plus
- RW-S/L
- RW-P
- RW-AX

Model		Beacon 20	Beacon 45	Beacon 65
Dimensions	In	12.9 (W) x 6 (H) x 2.25(D)	24 (W) x 10 (H) x 5 (D)	32 (W) x 12 (H) x 5 (D)
	mm	327 (W) x 152 (H) x 157 (D)	610 (W) x 255 (H) x 127 (D)	812 (W) x 305 (H) x 127 (D)

MODELS - Beacon Series

Item #	Model	Est. Ship Weight	List Price	% Off List	Dealer Price	Map \$
B20RD	Beacon 20 - Super Bright 2" LED Display Viewing range in excess of 50 feet	13 lbs	910.00	40%	546.00	910.00
B45RD	Beacon 45 - Super Bright 4.5" LED Display Viewing range in excess of 250 feet	20 lbs	1,525.00	40%	915.00	1,525.00
B65RD	Beacon 65 - Super Bright 6.5" LED Display Viewing range in excess of 300 feet	30 lbs	1,755.00	40%	1,053.00	1,755.00

OPTIONS

Item #	Description	Ship Weight	List Price	% Off List	Dealer Price
Beacon 20 Options					
B20RD-01	Stainless Steel Enclosure		Add \$134	30%	93.80
B20RD-02	12V/24V Power Adapter Plate		88.20	30%	61.74
Beacon 45 Options					
B45RD-01	Stainless Steel Enclosure		Add \$777	30%	543.90
B45RD-03	Temperature Module	1 lb	105.00	30%	73.50
B45RD-04	Pole Mount Bracket	8 lbs	132.00	30%	92.40
B45RD-05	Mild Steel Visor	6 lbs	119.00	30%	83.30
Beacon 65 Options					
B65RD-03	Temperature Module	1 lb	105.00	30%	73.50
B65RD-04	Pole Mount Bracket	8 lbs	148.00	30%	103.60
B65RD-05	Mild Steel Visor	8 lbs	128.00	30%	89.60

Customer to supply a clean and separate source of power, mounting poles (if applicable), and all communication cable. Consult factory for stainless steel enclosure lead time.

Industrial

NC-1 Series



NC-1 Series ▶

Crane Scale



- 250 lb - 1,000 lb Capacities
- 1 Inch LCD with Backlight
- Internal 7.4V Rechargeable Battery
- AC Adapter Charger Included
- Kg/lb Switchable
- Environmentally Sealed to IP65 Standards
- Rugged Cast Aluminum Case
- Includes Remote Control
- Approvals: NTEP - 96-164
- Country of Origin: South Korea

Model		NC1-250	NC1-500	NC1-1000
Capacity & Resolution	lb	250 x 0.1 lbs	500 x 0.2 lbs	1,000 x 0.5 lbs
	kg	125 x 0.05 kg	250 x 0.1 kg	500 x 0.2 kg
Dimensions	In	10.2 (W) x 5.3 (H) x 18.9 (D)		
	mm	260 (W) x 134 (H) x 480 (D)		

MODELS - NC-1 Series

Item #	Model	Est. Ship Weight	List Price	% Off List	Dealer Price	MAP \$
NTEP Approved Models						
NC1-250	NC-1 Crane Scale, 250 lb capacity, NTEP	20 lbs	745.00	40%	447.00	745.00
NC1-500	NC-1 Crane Scale, 500 lb capacity, NTEP	20 lbs	745.00	40%	447.00	745.00
NC1-1000	NC-1 Crane Scale, 1,000 lb capacity, NTEP	20 lbs	745.00	40%	447.00	745.00

Industrial

Caston II Plus

Crane Scale

- 1,000 lb - 10,000 lb Capacities
- 1.2 Inch Red LED Display
- Rechargeable 6V Battery
- Rugged Cast Aluminum Casing
- Includes Remote Control, Extra Battery, and Charger
- Add Bluetooth Module and TWN Handheld Indicator for Wireless Capabilities
- Country of Origin: South Korea

Caston II Plus Series ▶



Model		Caston 2 1K	Caston 2 2K	Caston 2 5K	Caston 2 10K
Capacity & Resolution	lb	1,000 x 0.5 lbs	2,000 x 1 lb	5,000 x 1 lb	10,000 x 2 lbs
	kg*	500 x 0.2 kg	1,000 x 0.5 kg	2,000 x 1 kg	5,000 x 1 kg
Dimensions ** (W x H x D)	In	9.1 x 15 x 14.2		9.1 x 18.7 x 14.2	9.1 x 20.4 x 14.2
	mm	230 x 380 x 360		230 x 474.5 x 360	230 x 518.5 x 360

* Contact support dept for lb/kg switching

** For detailed dimensions - please see the Caston II Plus brochure at www.cas-usa.com

MODELS - Caston II Plus Series

Item #	Model	Est. Ship Weight	List Price	% Off List	Dealer Price	MAP \$
CAST2-PLUS(1K)	Caston II Plus Crane Scale, 1K lb capacity, Bluetooth Capable	50 lbs	1,345.00	40%	807.00	1,345.00
CAST2-PLUS(2K)	Caston II Plus Crane Scale, 2K lb capacity, Bluetooth Capable	52 lbs	1,345.00	40%	807.00	1,345.00
CAST2-PLUS(5K)	Caston II Plus Crane Scale, 5K lb capacity, Bluetooth Capable	62 lbs	1,345.00	40%	807.00	1,345.00
CAST2-PLUS(10K)	Caston II Plus Crane Scale, 10K lb capacity, Bluetooth Capable	68 lbs	1,495.00	40%	897.00	1,495.00

OPTIONS

Item #	Description	Ship Weight	List Price	% Off List	Dealer Price
TWN	TWN Bluetooth Portable Handheld Indicator	4 lbs	595.00	40%	357.00
PC2F	Bluetooth Module Field Retrofit Kit	2 lbs	250.00	40%	150.00



▲ TWN Bluetooth Portable Handheld Indicator

Caston III Plus

Crane Scale

- 10,000 - 100,000 lb Capacities
- Easy to read 1.5 Inch Red LED Display with Sun Visor
- Rechargeable 12V Battery
- Rugged Cast Aluminum Casing
- Environmentally Sealed to IP65 Standards
- Convenient, easy to change battery pack
- Includes Remote Control, Extra Battery, and Charger
- Add Bluetooth Module and TWN Handheld Indicator for Wireless Capabilities
- Country of Origin: South Korea

Caston III Plus Series ▶



▲ Standard Remote Control



▲ Caston III Plus BT

▶ **Scale Cradle**

Included with all 60K and 100K capacity Caston Crane scales



Model		Caston 3 10K	Caston 3 20K	Caston 3 30K	Caston 3 40K	Caston 3 60K	Caston 3 100K
Capacity & Resolution	lb	10,000 x 2 lbs	20,000 x 5 lbs	30,000 x 10 lbs	40,000 x 10 lbs	60,000 x 20 lbs	100,000 x 20 lbs
	kg*	5,000 x 1 kg	10,000 x 2 kg	15,000 x 5 kg	20,000 x 5 kg	30,000 x 10 kg	50,000 x 10 kg
Dimensions ** (W x H x D)	In	11 x 13.1 x 24.8	11(W) x 13.1 x 37.1	11 x 13.1 x 44.5	11 x 13.1 x 54.3	11 x 13.9 x 55.0	22 x 14.3 x 73.2
	mm	279 x 333 x 630	279 x 333 x 942	279 x 333 x 1130	279 x 333 x 1379		

* Contact support dept for lb/kg switching

** For detailed dimensions - please see the Caston 3 Plus brochure at www.cas-usa.com

MODELS - Caston III Plus/Caston III Plus Series

Item #	Model	Est. Ship Weight	List Price	% Off List	Dealer Price	MAP \$
CAST3-PLUS(10K)	Caston III Plus Crane Scale, 10,000 lb capacity, Bluetooth capable	98 lbs	2,075.00	40%	1,245.00	2,075.00
CAST3-PLUS(20K)	Caston III Plus Crane Scale, 20,000 lb capacity, Bluetooth capable	153 lbs	3,295.00	40%	1,977.00	3,295.00
CAST3-PLUS(30K)	Caston III Plus Crane Scale, 30,000 lb capacity, Bluetooth capable	158 lbs	3,795.00	40%	2,277.00	3,795.00
CAST3-PLUS(40K)	Caston III Plus Crane Scale, 40,000 lb capacity, Bluetooth capable	240 lbs	4,295.00	40%	2,577.00	4,295.00
CAST3-PLUS(60K)	Caston III Plus Crane Scale, 60,000 lb capacity, Bluetooth capable *	710 lbs	11,795.00	40%	7,077.00	11,795.00
CAST3-PLUS(100K)	Caston III Plus Crane Scale, 100,000 lb capacity, Bluetooth capable *	1,050 lbs	20,295.00	40%	12,177.00	20,295.00

* Limited Stock - Call for Availability

OPTIONS

Item #	Description	Ship Weight	List Price	% Off List	Dealer Price
TWN	TWN Bluetooth Portable Handheld Indicator	4 lbs	595.00	40%	357.00
PCB2	Bluetooth Module Field Retrofit Kit	2 lbs	250.00	40%	150.00

CCB Series

Wireless Crane Scale

- 2,000 lb - 20,000 lb Capacities
- LCD Display with Backlig
- Swivel Crosby Hook
- Includes One (1) Easy to Change Rechargeable Lithium Polymer (Li-Po) Battery Pack and Adapter
- Includes Infrared Remote Control
- ZigBee Wireless Capabilities
- Country of Origin: South Korea



▲ CCB Series

▲ Infrared Remote Control

Model		CCB-1TLF	CCB-3TLF	CCB-5TLF	CCB-10TLF
Capacity & Resolution	lb	2,000 x 0.5 lbs	5,000 x 1 lb	10,000 x 2 lbs	20,000 x 5 lbs
	kg	1,000 x 0.2 kg	3,000 x 0.5 kg	5,000 x 1 kg	10,000 x 2 kg
Dimensions (W x H x D)	In	8.6 x 10 x 16	8.6 x 10 x 20.7	8.6 x 10 x 20.7	8.6 x 10 x 27.4
	mm	219 x 253 x 407	219 x 253 x 526	219 x 253 x 526	219 x 253 x 696

MODELS - CCB Series

Item #	Model	Est. Ship Weight	List Price	% Off List	Dealer Price	MAP \$
CCB-1TLF	CCB Series Crane Scale 2,000 lb capacity, ZigBee	25 lbs	1,395.00	40%	837.00	1,395.00
CCB-3TLF	CCB Series Crane Scale 5,000 lb capacity, ZigBee	40 lbs	1,495.00	40%	897.00	1,495.00
CCB-5TLF	CCB Series Crane Scale 10,000 lb capacity, ZigBee	45 lbs	1,695.00	40%	1,017.00	1,695.00
CCB-10TLF	CCB Series Crane Scale 20,000 lb capacity, ZigBee	70 lbs	2,795.00	40%	1,677.00	2,795.00

OPTIONS

Item #	Description	Ship Weight	List Price	% Off List	Dealer Price
CRD-2300F	Wireless Remote Display - 5 Digit 2.3 Inch Display	5 lbs	495.00	40%	297.00
CRD-3000F	Wireless Remote Display - 5 Digit 3 Inch Display	7 lbs	595.00	40%	357.00
CRC-100	ZigBee Portable Handheld Indicator	3 lbs	385.00	40%	231.00
ZCC1	Lithium Polymer Battery Back - 1 Cell DC 3.7V, 4000mA	1 lb	120.00	40%	72.00



▼ CRD-2300F/3000F



▲ Rechargeable Battery CBP-100



▲ CRC-100

Industrial

TM Series



▲ TM Series shown w/optional Crosby Shackles

Tension Meter

- 1,000 lb - 10,000 lb Capacities
 - Large 1.2 Inch LCD
 - Battery Operated - Four (4) "AA" Batteries
 - Kg/lb/N/kN/daN/Ton/Metric Ton Unit Switchable
 - Aluminum Enclosure Environmentally Sealed to IP65 Standards
 - Set Points for Relay Control
 - Optional Wireless ZigBee® Communication
- To utilize the ZigBee® features of the TM Series Tension Meter, you must also purchase the TWN Handheld Portable Indicator.
- Country of Origin: South Korea



Ideal for

- General Crane Scale Applications
- Overload Protection
- Measuring Tension

Model		TMZ-1000LBS	TMZ-2000LBS	TMZ-5000LBS	TMZ-10000LBS
Capacity & Resolution	lb	1,000 x 1 lb	2,000 x 2 lbs	5,000 x 5 lbs	10,000 x 10 lbs
	kg	500 x 0.5 kg	1,000 x 1 kg	3,000 x 2 kg	5,000 x 5 kg
Dimensions (W x H x D)	In	4.7 x 8.7 x 2.1	4.7 x 8.7 x 2.1	4.7 x 8.7 x 2.1	5.1 x 10.2 x 2.4
	mm	120 x 200 x 53	120 x 200 x 53	120 x 200 x 53	130 x 260 x 61

MODELS - TM Series

Item #	Model	Est. Ship Weight	List Price	% Off List	Dealer Price	MAP \$
TMZ-1000LBS	TM Series Tension Meter - 1K Capacity		1,195.00	40%	717.00	1,195.00
TMZ-2000LBS	TM Series Tension Meter - 2K Capacity		1,195.00	40%	717.00	1,195.00
TMZ-5000LBS	TM Series Tension Meter - 5K Capacity	11 lbs	1,595.00	40%	957.00	1,595.00
TMZ-10000LBS	TM Series Tension Meter - 10K Capacity	18 lbs	1,695.00	40%	1,017.00	1,695.00

OPTIONS

Item #	Description	Ship Weight	List Price	% Off List	Dealer Price
TWN-Z	TWN ZigBee® Portable Handheld Indicator		595.00	40%	357.00
	Optional Crosby Shackles for 1,000 lb capacity (2 pcs)				Please Call
	Optional Crosby Shackles for 2,000 lb capacity (2 pcs)				Please Call
	Optional Crosby Shackle for 5,000 lb capacity (2 pcs)				Please Call
	Optional Crosby Shackle for 10,000 lb capacity (2 pcs)				Please call



▲ TWN ZigBee Portable Handheld Indicator

Industrial

CAS-SBM Series

Isolated Tension Mount

- Capacities range from 50 lbs to 20,000 lbs
- Double electrical isolation with teflon insulator and bonding strap
- Unique swivel design combines multidirectional movement with self checking capabilities
- Aircraft grade, stainless steel, load stem provides added strength and durability
- Country of Origin: China

Applications

Light to medium capacity hanging hoppers & bins.

Configuration

- Isolated tension mount assembly w/ alloy steel load cell
- Isolated tension mount assembly w/stainless steel load cell
- Isolated tension mount assembly w/stainless steel welded load cell

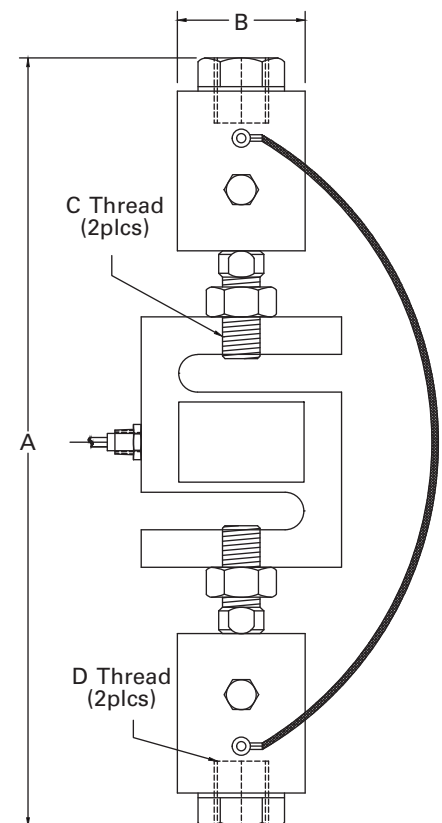
Load Cells

CAS-SB



Kits

3 Mount or 4 Mount Kits available. Kits will include the CAS SS34AS NEMA 4X Stainless Steel Junction Box with 4 cell signal trim summing card and 25' of cable.



Mounts/LC

DIMENSIONS

Rated Capacity	Dimensions			
	A	B	C	D
250lbs - 300lbs	9.25	1.50	1/4 - 28UNF	1/4 - 20UNC
500lbs - 2.5K	9.50	1.70	1/2 - 20UNF	1/2 - 13UNC
3K	11.00	1.70	1/2 - 20UNF	1/2 - 13UNC
5K	12.63	2.47	3/4 - 16UNF	3/4 - 10UNC
10K	12.13	2.47	3/4 - 16UNF	3/4 - 10UNC
15K	14.25	2.75	1 - 14UNS	1 1/4 - 7UNC
20K	17.75	3.50	1 1/4 - 12UNF	1 1/2 - 6UNC

CAS-SBM: Isolated Tension Assembly w/Alloy Steel Load Cell

Capacity per module	Mount	Item #	Ship Weight	List Price	Dealer Price
50 lb*	Mount	CAS-SBM-50L	4 lbs	425.00	255.00
	Kit-3	CAS-SBM-50LK3	15 lbs	1,275.00	739.50
	Kit-4	CAS-SBM-50LK4	19 lbs	1,700.00	969.00
100 lb	Mount	CAS-SBM-100L	4 lbs	425.00	255.00
	Kit-3	CAS-SBM-100LK3	15 lbs	1,275.00	739.50
	Kit-4	CAS-SBM-100LK4	19 lbs	1,700.00	969.00
200 lb	Mount	CAS-SBM-200L	4 lbs	425.00	255.00
	Kit-3	CAS-SBM-200LK3	15 lbs	1,275.00	739.50
	Kit-4	CAS-SBM-200LK4	19 lbs	1,700.00	969.00
250 lb	Mount	CAS-SBM-250L	4 lbs	425.00	255.00
	Kit-3	CAS-SBM-250LK3	15 lbs	1,275.00	739.50
	Kit-4	CAS-SBM-250LK4	19 lbs	1,700.00	969.00
300 lb	Mount	CAS-SBM-300L	4 lbs	425.00	255.00
	Kit-3	CAS-SBM-300LK3	15 lbs	1,275.00	739.50
	Kit-4	CAS-SBM-300LK4	19 lbs	1,700.00	969.00
500 lb	Mount	CAS-SBM-500L	5 lbs	435.00	261.00
	Kit-3	CAS-SBM-500LK3	18 lbs	1,305.00	756.90
	Kit-4	CAS-SBM-500LK4	23 lbs	1,740.00	991.80
750 lb	Mount	CAS-SBM-750L	5 lbs	435.00	261.00
	Kit-3	CAS-SBM-750LK3	18 lbs	1,305.00	756.90
	Kit-4	CAS-SBM-750LK4	23 lbs	1,740.00	991.80
1K	Mount	CAS-SBM-1M	5 lbs	435.00	261.00
	Kit-3	CAS-SBM-1K3	18 lbs	1,305.00	756.90
	Kit-4	CAS-SBM-1K4	23 lbs	1,740.00	991.80

Capacity per module	Mount	Item #	Ship Weight	List Price	Dealer Price
1.5K	Mount	CAS-SBM-1AM	5 lbs	435.00	261.00
	Kit-3	CAS-SBM-1AK3	18 lbs	1,305.00	756.90
	Kit-4	CAS-SBM-1AK4	23 lbs	1,740.00	991.80
2K	Mount	CAS-SBM-2M	5 lbs	435.00	261.00
	Kit-3	CAS-SBM-2K3	18 lbs	1,305.00	756.90
	Kit-4	CAS-SBM-2K4	23 lbs	1,740.00	991.80
2.5K	Mount	CAS-SBM-2AM	5 lbs	435.00	261.00
	Kit-3	CAS-SBM-2AK3	18 lbs	1,305.00	756.90
	Kit-4	CAS-SBM-2AK4	23 lbs	1,740.00	991.80
3K	Mount	CAS-SBM-3M	5 lbs	435.00	261.00
	Kit-3	CAS-SBM-3K3	18 lbs	1,305.00	756.90
	Kit-4	CAS-SBM-3K4	23 lbs	1,740.00	991.80
5K	Mount	CAS-SBM-5M	10 lbs	615.00	369.00
	Kit-3	CAS-SBM-5K3	33 lbs	1,845.00	1,070.00
	Kit-4	CAS-SBM-5K4	43 lbs	2,460.00	1,402.20
10K	Mount	CAS-SBM-10M	10 lbs	615.00	369.00
	Kit-3	CAS-SBM-10K3	33 lbs	1,845.00	1,070.00
	Kit-4	CAS-SBM-10K4	43 lbs	2,460.00	1,402.20
15K	Mount	CAS-SBM-15M	14 lbs	935.00	561.00
	Kit-3	CAS-SBM-15K3	45 lbs	2,805.00	1,626.90
	Kit-4	CAS-SBM-15K4	59 lbs	3,740.00	2,131.80
20K	Mount	CAS-SBM-20M	28 lbs	1,495.00	897.00
	Kit-3	CAS-SBM-20K3	87 lbs	4,485.00	2,601.30
	Kit-4	CAS-SBM-20K4	115 lbs	5,980.00	3,408.60

*Non-NTEP Load Cell

CAS-SBMS: Isolated Tension Assembly w/Stainless Steel Load Cell

Capacity per module	Mount	Item #	Ship Weight	List Price	Dealer Price
100 lb	Mount	CAS-SBMS-100L	4 lbs	536.59	321.95
	Kit-3	CAS-SBMS-100LK3	15 lbs	1,609.67	933.67
	Kit-4	CAS-SBMS-100LK4	19 lbs	2,146.36	1,223.43
200 lb	Mount	CAS-SBMS-200L	4 lbs	536.59	321.95
	Kit-3	CAS-SBMS-200LK3	15 lbs	1,609.67	933.67
	Kit-4	CAS-SBMS-200LK4	19 lbs	2,146.36	1,223.43
250 lb	Mount	CAS-SBMS-250L	4 lbs	536.59	321.95
	Kit-3	CAS-SBMS-250LK3	15 lbs	1,609.67	933.67
	Kit-4	CAS-SBMS-250LK4	19 lbs	2,146.36	1,223.43
300 lb	Mount	CAS-SBMS-300L	4 lbs	536.59	321.95
	Kit-3	CAS-SBMS-300LK3	15 lbs	1,609.67	933.67
	Kit-4	CAS-SBMS-300LK4	19 lbs	2,146.36	1,223.43
500 lb	Mount	CAS-SBMS-500L	5 lbs	548.12	328.87
	Kit-3	CAS-SBMS-500LK3	18 lbs	1,644.36	953.73
	Kit-4	CAS-SBMS-500LK4	23 lbs	2,192.48	1,249.71
750 lb	Mount	CAS-SBMS-750L	5 lbs	548.12	328.87
	Kit-3	CAS-SBMS-750LK3	18 lbs	1,644.36	953.73
	Kit-4	CAS-SBMS-750LK4	23 lbs	2,192.48	1,249.71
1K	Mount	CAS-SBMS-1M	5 lbs	548.12	328.87
	Kit-3	CAS-SBMS-1K3	18 lbs	1,644.36	953.73
	Kit-4	CAS-SBMS-1K4	23 lbs	2,192.48	1,249.71
1.5K	Mount	CAS-SBMS-1AM	5 lbs	548.12	328.87
	Kit-3	CAS-SBMS-1AK3	18 lbs	1,644.36	953.73
	Kit-4	CAS-SBMS-1AK4	23 lbs	2,192.48	1,249.71

Capacity per module	Mount	Item #	Ship Weight	List Price	Dealer Price
2K	Mount	CAS-SBMS-2M	5 lbs	548.12	328.87
	Kit-3	CAS-SBMS-2K3	18 lbs	1,644.36	953.73
	Kit-4	CAS-SBMS-2K4	23 lbs	2,192.48	1,249.71
2.5K	Mount	CAS-SBMS-2AM	5 lbs	548.12	328.87
	Kit-3	CAS-SBMS-2AK3	18 lbs	1,644.36	953.73
	Kit-4	CAS-SBMS-2AK4	23 lbs	2,192.48	1,249.71
3K	Mount	CAS-SBMS-3M	5 lbs	548.12	328.87
	Kit-3	CAS-SBMS-3K3	18 lbs	1,644.36	953.73
	Kit-4	CAS-SBMS-3K4	23 lbs	2,192.48	1,249.71
5K	Mount	CAS-SBMS-5M	10 lbs	779.10	467.46
	Kit-3	CAS-SBMS-5K3	33 lbs	2,337.30	1,355.63
	Kit-4	CAS-SBMS-5K4	43 lbs	3,116.40	1,776.35
10K	Mount	CAS-SBMS-10M	10 lbs	779.10	467.46
	Kit-3	CAS-SBMS-10K3	33 lbs	2,337.30	1,355.63
	Kit-4	CAS-SBMS-10K4	43 lbs	3,116.40	1,776.35
15K	Mount	CAS-SBMS-15M	14 lbs	1,059.88	635.93
	Kit-3	CAS-SBMS-15K3	45 lbs	3,179.64	1,844.19
	Kit-4	CAS-SBMS-15K4	59 lbs	4,239.52	2,416.53
20K	Mount	CAS-SBMS-20M	28 lbs	1,678.61	1,007.17
	Kit-3	CAS-SBMS-20K3	87 lbs	5,035.83	2,920.78
	Kit-4	CAS-SBMS-20K4	115 lbs	6,714.44	3,827.23

Mounts/LC

CAS-SBMW: Isolated Tension Assembly w/Stainless Steel Welded Load Cell *

Capacity per module	Mount	Item #	Ship Weight	List Price	Dealer Price
750 lb	Mount	CAS-SBMW-750L	5 lbs	813.77	488.26
	Kit-3	CAS-SBMW-750LK3	18 lbs	2,441.31	1,332.14
	Kit-4	CAS-SBMW-750LK4	23 lbs	3,255.08	1,855.40
1K	Mount	CAS-SBMW-1M	5 lbs	813.77	488.26
	Kit-3	CAS-SBMW-1K3	18 lbs	2,441.31	1,415.96
	Kit-4	CAS-SBMW-1K4	23 lbs	3,255.08	1,855.40
1.5K	Mount	CAS-SBMW-1AM	5 lbs	813.77	488.26
	Kit-3	CAS-SBMW-1AK3	18 lbs	2,441.31	1,415.96
	Kit-4	CAS-SBMW-1AK4	23 lbs	3,255.08	1,855.40
2K	Mount	CAS-SBMW-2M	5 lbs	813.77	488.26
	Kit-3	CAS-SBMW-2K3	18 lbs	2,441.31	1,415.96
	Kit-4	CAS-SBMW-2K4	23 lbs	3,255.08	1,855.40
2.5K	Mount	CAS-SBMW-2AM	5 lbs	813.77	488.26
	Kit-3	CAS-SBMW-2AK3	18 lbs	2,441.31	1,415.96
	Kit-4	CAS-SBMW-2AK4	23 lbs	3,255.08	1,855.40

Capacity per module	Mount	Item #	Ship Weight	List Price	Dealer Price
3K	Mount	CAS-SBMW-3M	5 lbs	813.77	488.26
	Kit-3	CAS-SBMW-3K3	18 lbs	2,441.31	1,415.96
	Kit-4	CAS-SBMW-3K4	23 lbs	3,255.08	1,855.40
5K	Mount	CAS-SBMW-5M	10 lbs	1,027.43	616.46
	Kit-3	CAS-SBMW-5K3	33 lbs	3,082.29	1,787.73
	Kit-4	CAS-SBMW-5K4	43 lbs	4,109.79	2,342.53
10K	Mount	CAS-SBMW-5M	10 lbs	1,027.43	616.46
	Kit-3	CAS-SBMW-5K3	33 lbs	3,082.29	1,787.73
	Kit-4	CAS-SBMW-5K4	43 lbs	4,109.79	2,342.53
15K	Mount	CAS-SBMW-5M	10 lbs	1,406.38	843.83
	Kit-3	CAS-SBMW-5K3	33 lbs	4,219.14	2,447.10
	Kit-4	CAS-SBMW-5K4	43 lbs	5,625.52	3,206.55
20K	Mount	CAS-SBMW-5M	10 lbs	1,903.84	1,142.30
	Kit-3	CAS-SBMW-5K3	33 lbs	5,711.52	3,312.68
	Kit-4	CAS-SBMW-5K4	43 lbs	7,615.36	4,340.76

*Non-NTEP Load Cell

CAS-5304LB Series

Tank Mount

Capacities ranging from 220 lbs to 11,000 lbs

- Stainless Steel Construction
- Easy to Install
- Country of Origin: Sri Lanka

Applications

Designed for hopper scale, tank weighing systems, and hybrid scale conversions.

Configuration

- Stainless Steel Load Cell with Galvanized Steel Mount
- Stainless Steel Load Cell with Stainless Steel Mount

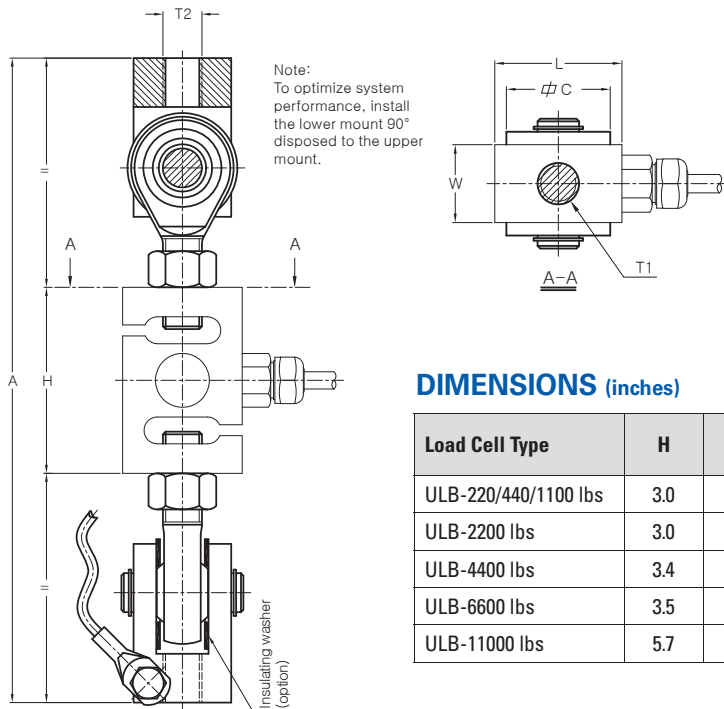
Load Cells

CAS-ULB



Kits

3 Mount or 4 Mount Kits available. Kits will include the CAS SS34AS NEMA 4X Stainless Steel Junction Box with 4 cell signal trim summing card and 25' of cable.



DIMENSIONS (inches)

Load Cell Type	H	L	W	A	C	T1 (UNF)	T2 (UNC)	Max. safe static load in lbs
ULB-220/440/1100 lbs	3.0	1.9	1.2	8.7	1.2	1/2" - 20	1/2" - 13	225/450/2250
ULB-2200 lbs	3.0	1.9	1.2	10.4	1.6	5/8" - 18	5/8" - 11	4500
ULB-4400 lbs	3.4	3.0	1.2	10.6	1.6	5/8" - 18	5/8" - 11	6750
ULB-6600 lbs	3.5	3.5	1.6	12.2	2.0	3/4" - 16	3/4" - 10	10100
ULB-11000 lbs	5.7	3.6	2.2	16.5	2.4	1" - 12	1" - 8	16860

CAS-5304LB: Stainless Steel Load Cell w/Galvanized Steel Mount

Capacity per module	Mount	Item #	Ship Weight	List Price	Dealer Price
220 lb	Mount	CAS-5304LB-2L	5 lbs	449.00	269.40
	Kit-3	CAS-5304LB-2LK3	19 lbs	1,499.00	869.42
	Kit-4	CAS-5304LB-2LK4	24 lbs	1,999.00	1,139.43
440 lb	Mount	CAS-5304LB-4L	5 lbs	479.00	287.40
	Kit-3	CAS-5304LB-4LK3	19 lbs	1,549.00	898.42
	Kit-4	CAS-5304LB-4LK4	24 lbs	2,099.00	1,196.43
1100 lb	Mount	CAS-5304LB-1M	5 lbs	479.00	287.40
	Kit-3	CAS-5304LB-1K3	19 lbs	1,549.00	898.42
	Kit-4	CAS-5304LB-1K4	24 lbs	2,099.00	1,196.43
2200 lb	Mount	CAS-5304LB-2M	9 lbs	479.00	287.40
	Kit-3	CAS-5304LB-2K3	31 lbs	1,549.00	898.42
	Kit-4	CAS-5304LB-2K4	40 lbs	2,099.00	1,196.43
4400 lb	Mount	CAS-5304LB-4M	9 lbs	709.00	425.40
	Kit-3	CAS-5304LB-4K3	31 lbs	2,199.00	1,275.42
	Kit-4	CAS-5304LB-4K4	40 lbs	2,949.00	1,680.93
6600 lb	Mount	CAS-5304LB-6M	9 lbs	869.00	521.40
	Kit-3	CAS-5304LB-6K3	31 lbs	2,699.00	1,565.42
	Kit-4	CAS-5304LB-6K4	40 lbs	3,499.00	1,994.43
11,000 lb	Mount	CAS-5304LB-11M	9 lbs	1,599.00	521.40
	Kit-3	CAS-5304LB-11K3	31 lbs	4,899.00	2,841.42
	Kit-4	CAS-5304LB-11K4	40 lbs	6,499.00	3,704.43

CAS-5304LBS: Stainless Steel Load Cell w/Stainless Steel Mount

Capacity per module	Mount	Item #	Ship Weight	List Price	Dealer Price
220 lb	Mount	CAS-5304LBS-2L	5 lbs	699.00	419.40
	Kit-3	CAS-5304LBS-2LK3	19 lbs	2,289.00	1,327.62
	Kit-4	CAS-5304LBS-2LK4	24 lbs	2,999.00	1,709.43
440 lb	Mount	CAS-5304LBS-4L	5 lbs	699.00	419.40
	Kit-3	CAS-5304LBS-4LK3	19 lbs	2,289.00	1,327.62
	Kit-4	CAS-5304LBS-4LK4	24 lbs	2,999.00	1,709.43
1100 lb	Mount	CAS-5304LBS-1M	5 lbs	699.00	419.40
	Kit-3	CAS-5304LBS-1K3	19 lbs	2,289.00	1,327.62
	Kit-4	CAS-5304LBS-1K4	24 lbs	2,999.00	1,709.43
2200 lb	Mount	CAS-5304LBS-2M	9 lbs	879.00	527.40
	Kit-3	CAS-5304LBS-2K3	31 lbs	2,799.00	1,623.42
	Kit-4	CAS-5304LBS-2K4	40 lbs	3,699.00	2,108.43
4400 lb	Mount	CAS-5304LBS-4M	9 lbs	1,099.00	659.40
	Kit-3	CAS-5304LBS-4K3	31 lbs	3,399.00	1,971.42
	Kit-4	CAS-5304LBS-4K4	40 lbs	4,449.00	2,535.93
6600 lb	Mount	CAS-5304LBS-6M	9 lbs	1,299.00	779.40
	Kit-3	CAS-5304LBS-6K3	31 lbs	3,899.00	2,261.42
	Kit-4	CAS-5304LBS-6K4	40 lbs	5,199.00	2,963.43
11,000 lb	Mount	CAS-5304LBS-11M	9 lbs	2,299.00	1,379.40
	Kit-3	CAS-5304LBS-11K3	31 lbs	6,899.00	4,001.42
	Kit-4	CAS-5304LBS-11K4	40 lbs	8,999.00	5,129.43

CAS-5304B Series

Isolated Tension Mount

- Light to medium capacities ranging from 225 lbs to 11,240 lbs
- Stainless steel load cell with complete hermetic seal
- Protected to IP68/69K Standards
- Galvanized & Stainless Steel Assemblies
- Country of Origin: Sri Lanka

Applications

Designed for mechanical conversions, hanging hoppers and bins.

Configuration

- Stainless Steel Load Cell with Galvanized Steel Mount
- Stainless Steel Load Cell with Stainless Steel Mount

Load Cells

CAS-UB6, CAS-UB1



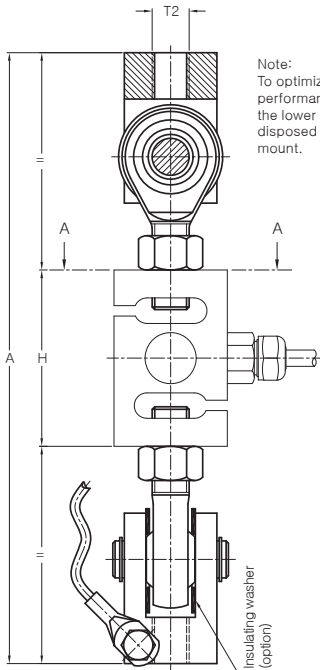
Kits

3 Mount or 4 Mount Kits available. Kits will include the CAS SS34AS NEMA 4X Stainless Steel Junction Box with 4 cell signal trim summing card and 25' of cable.



▲ CAS-5304B with CAS-UB1

▲ CAS-5304B with CAS-UB6



DIMENSIONS

Load Cell Type	H	L	W	A	C	T1 (UNF)	T2 (UNC)	Max. safe static load in lbs
UB6-225/450/1125 lbs	2.4	2.4	1.2	8.7	1.2	1/2" - 20	1/2" - 20	450/900/2248
UB1-2250/4500 lbs	3.6	3.4	1.2	10.8	1.6	5/8" - 18	5/8" - 11	4496/6744
UB1-11240 lbs	5.4	5.6	1.7	15.7	2.4	1" - 12	1" - 8	16860

CAS-5304B: Stainless Steel Load Cell w/Galvanized Steel Mount

Capacity per module	Mount	Item #	Ship Weight	List Price	Dealer Price
225 lb	Mount	CAS-5304B6-2L	5 lbs	699.00	419.40
	Kit-3	CAS-5304B6-2LK3	19 lbs	2,299.00	1,333.42
	Kit-4	CAS-5304B6-2LK4	24 lbs	2,899.00	1,652.43
450 lb	Mount	CAS-5304B6-4L	5 lbs	699.00	419.40
	Kit-3	CAS-5304B6-4LK3	19 lbs	2,299.00	1,333.42
	Kit-4	CAS-5304B6-4LK4	24 lbs	2,899.00	1,652.43
1125 lb	Mount	CAS-5304B6-1M	5 lbs	699.00	419.40
	Kit-3	CAS-5304B6-1K3	19 lbs	2,299.00	1,333.42
	Kit-4	CAS-5304B6-1K4	24 lbs	2,899.00	1,652.43
2250 lb	Mount	CAS-5304B1-2M	5 lbs	769.00	475.00
	Kit-3	CAS-5304B1-2K3	19 lbs	2,399.00	1,391.42
	Kit-4	CAS-5304B1-2K4	24 lbs	3,199.00	1,823.43
4500 lb	Mount	CAS-5304B1-4M	5 lbs	769.00	475.00
	Kit-3	CAS-5304B1-4K3	19 lbs	2,399.00	1,391.42
	Kit-4	CAS-5304B1-4K4	24 lbs	3,199.00	1,823.43
11,240 lb	Mount	CAS-5304B1-11M	5 lbs	769.00	475.00
	Kit-3	CAS-5304B1-11K3	19 lbs	2,399.00	1,391.42
	Kit-4	CAS-5304B1-11K4	24 lbs	3,199.00	1,823.43

CAS-5304B: Stainless Steel Load Cell w/Stainless Steel Mount

Capacity per module	Mount	Item #	Ship Weight	List Price	Dealer Price
225 lb	Mount	CAS-5304B6S-2L	5 lbs	899.00	539.40
	Kit-3	CAS-5304B6S-2LK3	19 lbs	2,799.00	1,623.40
	Kit-4	CAS-5304B6S-2LK4	24 lbs	3,699.00	2,108.43
450 lb	Mount	CAS-5304B6S-4L	5 lbs	899.00	539.40
	Kit-3	CAS-5304B6S-4LK3	19 lbs	2,799.00	1,623.40
	Kit-4	CAS-5304B6S-4LK4	24 lbs	3,699.00	2,108.43
1125 lb	Mount	CAS-5304B6S-1M	5 lbs	899.00	539.40
	Kit-3	CAS-5304B6S-1K3	19 lbs	2,799.00	1,623.40
	Kit-4	CAS-5304B6S-1K4	24 lbs	3,699.00	2,108.43
2250 lb	Mount	CAS-5304B1S-2M	5 lbs	1,149.00	689.40
	Kit-3	CAS-5304B1S-2K3	19 lbs	3,499.00	2,029.42
	Kit-4	CAS-5304B1S-2K4	24 lbs	4,599.00	2,621.43
4500 lb	Mount	CAS-5304B1S-4M	5 lbs	1,149.00	689.40
	Kit-3	CAS-5304B1S-4K3	19 lbs	3,499.00	2,029.42
	Kit-4	CAS-5304B1S-4K4	24 lbs	4,599.00	2,621.43
11,240 lb	Mount	CAS-5304B1S-11M	5 lbs	1,149.00	689.40
	Kit-3	CAS-5304B1S-11K3	19 lbs	3,499.00	2,029.42
	Kit-4	CAS-5304B1S-11K4	24 lbs	4,599.00	2,621.43

CAS-59M Series



Tank Mount

The CAS-59M is designed for use in light to medium capacity tanks, bin, hoppers, and conveyors. The unique neoprene isolation pad accommodates vibration, thermal expansion and alignment. Ideal for indoor or outdoor process control applications. This mount is also rated for harsh environments when used with hermetically sealed load cells (IP65/67).

- 50 to 5,000 lbs
- Neoprene Isolation Pad
- Dynamic Load Compensation
- Easy Installation • Low Profile
- Thermal Expansion and Contraction
- Mounts Directly to Floor or Structural Support
- Country of Origin: China

Applications

Powder & Bulk Processing, Mixing, Blending & Batching, Tanks & Hoppers, Level & Inventory Control, Food & Beverage Handling, Hostile Environment, Conveyor Systems

Configurations

- Alloy Steel Load Cell with Stainless Steel Mount
- Stainless Steel Load Cell with Stainless Steel Mount
- Stainless Steel Welded Load Cell with Stainless Steel Mount

Load Cells

CAS-60040, CAS-23LA, CAS-23LS, CAS-23LW2, CAS-23LW3



CAS-23LW2 & CAS-23LW3 Only

Kits

3 Mount or 4 Mount Kits available. Kits will include the CAS SS34AS NEMA 4X Stainless Steel Junction Box with 4 cell signal trim summing card and 25' of cable.

DIMENSIONS

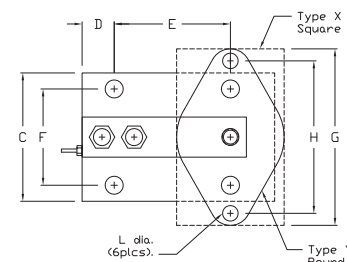
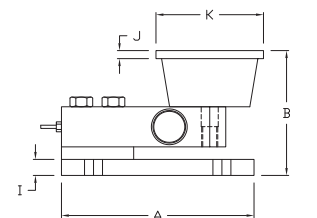
Rated Capacity	Dimensions													Type
	A	B	C	D	E	F	G	H	I	J	K	L		
25lb - 250lb	4.00	3.13	3.00	0.37	3.25	2.25	3.88	3.00	0.50	0.22	2.38	0.34	Y	
500lb	6.00	3.88	4.00	1.00	4.00	3.00	5.50	4.13	0.50	0.25	3.38	0.56	Y	
1K	6.00	4.00	4.00	1.00	4.00	3.00	5.13	4.13	0.50	0.25	3.00	0.56	X	
1.5K - 2.5K	6.00	4.00	4.00	1.00	4.00	3.00	6.25	5.00	0.50	0.38	4.62	0.56	X	
4K - 5Kse	6.00	4.50	4.00	1.00	4.00	3.00	6.25	5.00	1.00	0.38	4.62	0.56	X	

See literature for mount and load cell placement

Country of Origin: China - Tariff applied if applicable

CAS-59M: Alloy Steel Load Cell w/Stainless Steel Mount

Capacity per module	Mount	Item #	Ship Weight	List Price	Dealer Price
500 lb	Mount	CAS-59M-500L	8 lbs	590.78	354.47
	Kit-3	CAS-59M-500LK3	28 lbs	1,845.00	1,070.10
	Kit-4	CAS-59M-500LK4	34 lbs	2,409.00	1,373.13
1K	Mount	CAS-59M-1M	8 lbs	590.78	354.47
	Kit-3	CAS-59M-1K3	28 lbs	1,845.00	1,070.10
	Kit-4	CAS-59M-1K4	34 lbs	2,409.00	1,373.13
1.5K	Mount	CAS-59M-1AM	12 lbs	590.78	354.47
	Kit-3	CAS-59M-1AK3	40 lbs	1,845.00	1,070.10
	Kit-4	CAS-59M-1AK4	50 lbs	2,409.00	1,373.13
2K	Mount	CAS-59M-2M	12 lbs	590.78	354.47
	Kit-3	CAS-59M-2K3	40 lbs	1,845.00	1,070.10
	Kit-4	CAS-59M-2K4	50 lbs	2,409.00	1,373.13
2.5K	Mount	CAS-59M-2AM	12 lbs	590.78	354.47
	Kit-3	CAS-59M-2AK3	40 lbs	1,845.00	1,070.10
	Kit-4	CAS-59M-2AK4	50 lbs	2,409.00	1,373.13
4K	Mount	CAS-59M-4M	12 lbs	590.78	354.47
	Kit-3	CAS-59M-4K3	40 lbs	1,845.00	1,070.10
	Kit-4	CAS-59M-4K4	50 lbs	2,409.00	1,373.13
5Kse	Mount	CAS-59M-5M	12 lbs	590.78	354.47
	Kit-3	CAS-59M-5K3	40 lbs	1,845.00	1,070.10
	Kit-4	CAS-59M-5K4	50 lbs	2,409.00	1,373.13





◀ 1K



◀ 500lb



◀ 25lb - 250lb

CAS-59MS: Stainless Steel Load Cell w/Stainless Steel Mount
Uses CAS-60040 Load Cell (NON-NTEP)

CAS-59MS: Stainless Steel Load Cell w/Stainless Steel Mount
Uses CAS-23 Stainless Steel Load Cell

Capacity per module	Mount	Item #	Ship Weight	List Price	Dealer Price
25 lb	Mount	CAS-59MS-25L	8 lbs	683.18	409.91
	Kit-3	CAS-59MS-25LK3	28 lbs	2,049.54	1,188.73
	Kit-4	CAS-59MS-25LK4	34 lbs	2,732.72	1,557.65
50 lb	Mount	CAS-59MS-50L	8 lbs	683.18	409.91
	Kit-3	CAS-59MS-50LK3	28 lbs	2,049.54	1,188.73
	Kit-4	CAS-59MS-50LK4	34 lbs	2,732.72	1,557.65
75 lb	Mount	CAS-59MS-75L	8 lbs	683.18	409.91
	Kit-3	CAS-59MS-75LK3	28 lbs	2,049.54	1,188.73
	Kit-4	CAS-59MS-75LK4	34 lbs	2,732.72	1,557.65
100 lb	Mount	CAS-59MS-100L	8 lbs	683.18	409.91
	Kit-3	CAS-59MS-100LK3	28 lbs	2,049.54	1,188.73
	Kit-4	CAS-59MS-100LK4	34 lbs	2,732.72	1,557.65
150 lb	Mount	CAS-59MS-150L	8 lbs	683.18	409.91
	Kit-3	CAS-59MS-150LK3	28 lbs	2,049.54	1,188.73
	Kit-4	CAS-59MS-150LK4	34 lbs	2,732.72	1,557.65
250 lb	Mount	CAS-59MS-250L	8 lbs	683.18	409.91
	Kit-3	CAS-59MS-250LK3	28 lbs	2,049.54	1,188.73
	Kit-4	CAS-59MS-250LK4	34 lbs	2,732.72	1,557.65

Capacity per module	Mount	Item #	Ship Weight	List Price	Dealer Price
500 lb	Mount	CAS-59MS-500L	8 lbs	706.26	423.76
	Kit-3	CAS-59MS-500LK3	28 lbs	2,118.84	1,228.93
	Kit-4	CAS-59MS-500LK4	34 lbs	2,825.12	1,620.32
1K	Mount	CAS-59MS-1M	8 lbs	706.26	423.76
	Kit-3	CAS-59MS-1K3	28 lbs	2,118.84	1,228.93
	Kit-4	CAS-59MS-1K4	34 lbs	2,825.12	1,620.32
1.5K	Mount	CAS-59MS-1AM	12 lbs	706.26	423.76
	Kit-3	CAS-59MS-1AK3	40 lbs	2,118.84	1,228.93
	Kit-4	CAS-59MS-1AK4	50 lbs	2,825.12	1,610.32
2K	Mount	CAS-59MS-2M	12 lbs	706.26	423.76
	Kit-3	CAS-59MS-2K3	40 lbs	2,118.84	1,228.93
	Kit-4	CAS-59MS-2K4	50 lbs	2,825.12	1,610.32
2.5K	Mount	CAS-59MS-2AM	12 lbs	706.26	423.76
	Kit-3	CAS-59MS-2AK3	40 lbs	2,118.84	1,228.93
	Kit-4	CAS-59MS-2AK4	50 lbs	2,825.12	1,610.32
4K	Mount	CAS-59MS-4M	12 lbs	706.26	423.76
	Kit-3	CAS-59MS-4K3	40 lbs	2,118.84	1,228.93
	Kit-4	CAS-59MS-4K4	50 lbs	2,825.12	1,610.32
5Kse	Mount	CAS-59MS-5M	12 lbs	706.26	423.76
	Kit-3	CAS-59MS-5K3	40 lbs	2,118.84	1,228.93
	Kit-4	CAS-59MS-5K4	50 lbs	2,825.12	1,610.32

Mounts/LC

CAS-59MW2: Stainless Steel Welded Load Cell w/Stainless Steel Mount Uses CAS-23LW2 Load Cell

Capacity per module	Mount	Item #	Ship Weight	List Price	Dealer Price
1K	Mount	CAS-59MW2-1M	8 lbs	746.71	448.03
	Kit-3	CAS-59MW2-1K3	28 lbs	2,240.13	1,299.28
	Kit-4	CAS-59MW2-1K4	34 lbs	2,986.84	1,702.50
1.5K	Mount	CAS-59MW2-1AM	12 lbs	746.71	448.03
	Kit-3	CAS-59MW2-1AK3	40 lbs	2,240.13	1,299.28
	Kit-4	CAS-59MW2-1AK4	50 lbs	2,986.84	1,702.50
2K	Mount	CAS-59MW2-2M	12 lbs	746.71	448.03
	Kit-3	CAS-59MW2-2K3	40 lbs	2,240.13	1,299.28
	Kit-4	CAS-59MW2-2K4	50 lbs	2,986.84	1,702.50
2.5K	Mount	CAS-59MW2-2AM	12 lbs	746.71	448.03
	Kit-3	CAS-59MW2-2AK3	40 lbs	2,240.13	1,299.28
	Kit-4	CAS-59MW2-2AK4	50 lbs	2,986.84	1,702.50
4K	Mount	CAS-59MW2-4M	12 lbs	746.71	448.03
	Kit-3	CAS-59MW2-4K3	40 lbs	2,240.13	1,299.28
	Kit-4	CAS-59MW2-4K4	50 lbs	2,986.84	1,702.50
5Kse	Mount	CAS-59MW2-5M	12 lbs	746.71	448.03
	Kit-3	CAS-59MW2-5K3	40 lbs	2,240.13	1,299.28
	Kit-4	CAS-59MW2-5K4	50 lbs	2,986.84	1,702.50

CAS-59MW3: Stainless Steel Welded Load Cell w/Stainless Steel Mount Uses CAS-23LW3 Load Cell

Capacity per module	Mount	Item #	Ship Weight	List Price	Dealer Price
1K	Mount	CAS-59MW3-1M	8 lbs	746.71	448.03
	Kit-3	CAS-59MW3-1K3	28 lbs	2,240.13	1,299.28
	Kit-4	CAS-59MW3-1K4	34 lbs	2,986.84	1,702.50
1.5K	Mount	CAS-59MW3-1AM	12 lbs	746.71	448.03
	Kit-3	CAS-59MW3-1AK3	40 lbs	2,240.13	1,299.28
	Kit-4	CAS-59MW3-1AK4	50 lbs	2,986.84	1,702.50
2K	Mount	CAS-59MW3-2M	12 lbs	746.71	448.03
	Kit-3	CAS-59MW3-2K3	40 lbs	2,240.13	1,299.28
	Kit-4	CAS-59MW3-2K4	50 lbs	2,986.84	1,702.50
2.5K	Mount	CAS-59MW3-2AM	12 lbs	746.71	448.03
	Kit-3	CAS-59MW3-2AK3	40 lbs	2,240.13	1,299.28
	Kit-4	CAS-59MW3-2AK4	50 lbs	2,986.84	1,702.50
4K	Mount	CAS-59MW3-4M	12 lbs	746.71	448.03
	Kit-3	CAS-59MW3-4K3	40 lbs	2,240.13	1,299.28
	Kit-4	CAS-59MW3-4K4	50 lbs	2,986.84	1,702.50
5Kse	Mount	CAS-59MW3-5M	12 lbs	746.71	448.03
	Kit-3	CAS-59MW3-5K3	40 lbs	2,240.13	1,299.28
	Kit-4	CAS-59MW3-5K4	50 lbs	2,986.84	1,702.50

CAS-5205 Series



Tank Mount

Capacities ranging from 1,125 lbs to 4,500 lbs

- Stainless steel load cell with complete hermetic seal IP68/69K rates
- Stainless steel constants with neoprene isolation pad
- Self aligning, low profile design
- Country of Origin: Sri Lanka

Applications

Designed for hopper, mixture and platform scales.

Configuration

- Stainless Steel Load Cell with Stainless Steel Mount

Load Cells

CAS-SB4

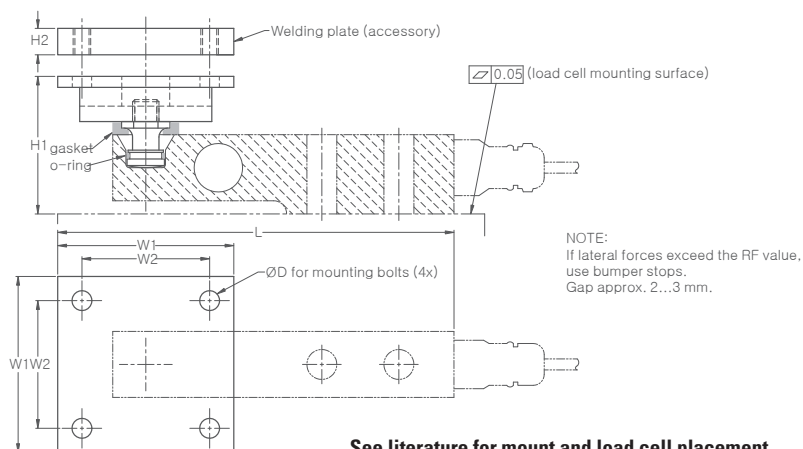


Kits

3 Mount or 4 Mount Kits available. Kits will include the CAS SS34AS NEMA 4X Stainless Steel Junction Box with 4 cell signal trim summing card and 25' of cable.

CAS-5205: Stainless Steel Load Cell w/Stainless Steel Mount

Capacity per module	Mount	Item #	Ship Weight	List Price	Dealer Price
1125 lbs	Mount	CAS-5205-1M		749.00	449.40
	Kit-3	CAS-5205-1K3		2,399.00	1,391.42
	Kit-4	CAS-5205-1K4		3,099.00	1,766.43
2250 lbs	Mount	CAS-5205-2M		749.00	449.40
	Kit-3	CAS-5205-2K3		2,399.00	1,391.42
	Kit-4	CAS-5205-2K4		3,099.00	1,766.43
4500 lbs	Mount	CAS-5205-4M		749.00	449.40
	Kit-3	CAS-5205-4K3		2,399.00	1,391.42
	Kit-4	CAS-5205-4K4		3,099.00	1,766.43



See literature for mount and load cell placement

DIMENSIONS

Load Cell Type	Dimensions							
	L	H1	H2	W1	W2	Mounting bolts D	S _{max} **	RF***
1125/2250/4500 lbs	7.08	2.48	0.47	3.15	2.28	M8	5 mm	1600 N
11,250 lbs	8.62	3.07	0.47	3.94	2.99	M10	5 mm	5000 N

** S_{max} = maximum lateral displacement of load introduction
 *** RF = restoring force at S_{max}

CAS-5213 Series

Tank Mount

Capacities ranging from 500 lbs to 22,500 lbs

- Stainless steel load cell with complete hermetic seal - IP68/69K rated
- Galvanized & stainless steel assemblies
- 2 directional bumpers and free sliding mounts available
- Country of Origin: Sri Lanka



Applications

Sliding system designed for light to medium capacity hopper, tank, and mixer weighing.

Load Cells

CAS-SB14, CAS-SB4

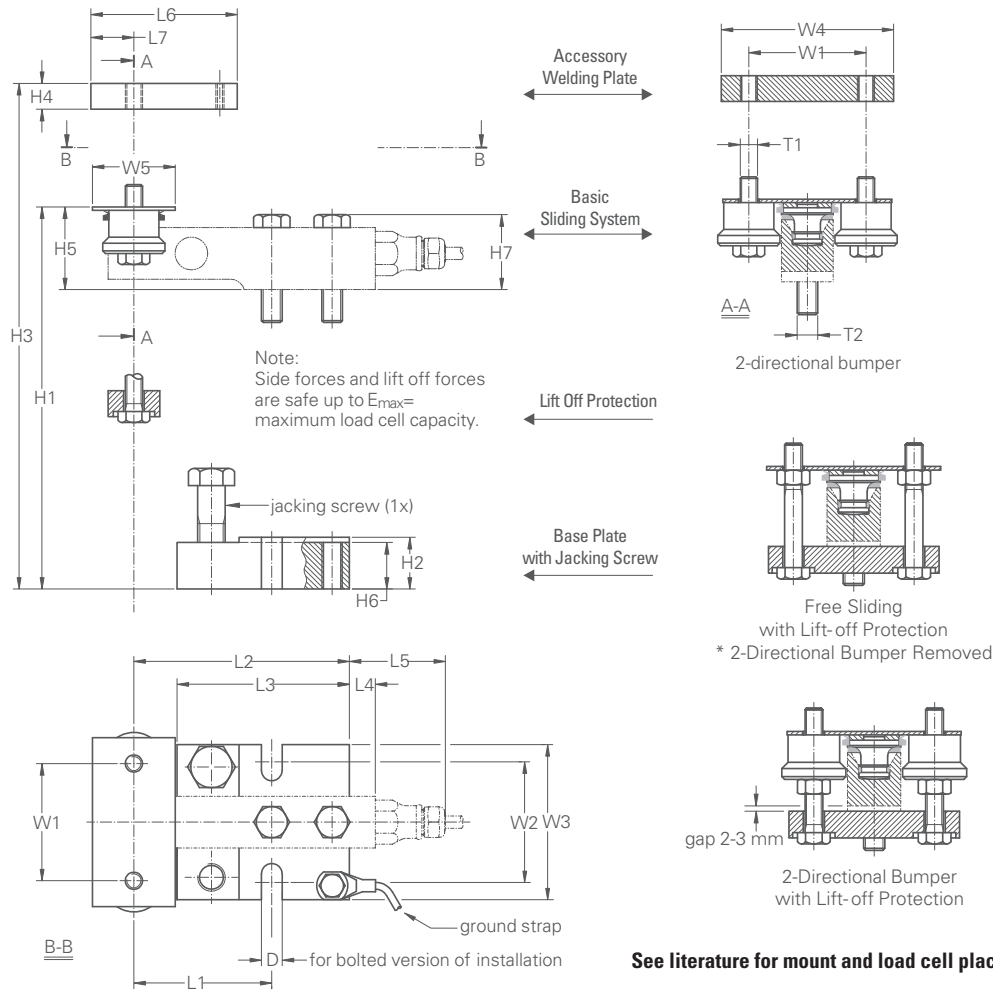


Configuration

- Stainless Steel Load Cell with Stainless Steel Mount
- Stainless Steel Load Cell with Galvanized Steel Mount

Kits

3 Mount or 4 Mount Kits available. Kits will include the CAS SS34AS NEMA 4X Stainless Steel Junction Box with 4 cell signal trim summing card and 25' of cable.



Mounts/LC

DIMENSIONS

Rated Capacity	Dimensions																					
	H1	H2	H3	H4	H5	H6	H7	L1	L2	L3	L4	L5	L6	L7	W1	W2	W3	W4	W5	D	T1	T2
SB14-500/1000/2500/5000 lbs	2.95	1.38	3.54	0.59	1.69	1.26	1.54	3.15	4.92	3.94	-	1.46	3.35	0.98	2.68	2.76	3.54	3.94	1.89	0.51	M10	M12
SB4-1125/2250/4500 lbs	2.95	1.18	3.54	0.59	1.89	1.06	1.73	3.15	4.92	3.94	0.59	2.20	3.35	0.98	2.68	2.76	3.54	3.94	1.89	0.51	M10	M12
SB4-22500 lbs	5.31	1.97	6.30	0.98	3.54	1.77	3.46	5.31	8.07	6.30	0.39	2.01	5.31	1.38	4.72	5.12	5.91	7.09	2.68	0.79	M20	M24

CAS-5213SG: Stainless Steel Load Cell w/Galvanized Steel Mount

Capacity per module	Mount	Item #	Ship Weight	List Price	Dealer Price
500 lb	Mount	CAS-5213SG-500L	12 lbs	549.00	329.40
	Kit-3	CAS-5213SG-500K3	38 lbs	1,699.00	985.42
	Kit-4	CAS-5213SG-500K4	50 lbs	2,199.00	1,253.43
1K	Mount	CAS-5213SG-1M	12 lbs	549.00	329.40
	Kit-3	CAS-5213SG-1K3	38 lbs	1,699.00	985.42
	Kit-4	CAS-5213SG-1K4	50 lbs	2,199.00	1,253.43
2.5K	Mount	CAS-5213SG-2AM	12 lbs	549.00	329.40
	Kit-3	CAS-5213SG-2AK3	38 lbs	1,699.00	985.42
	Kit-4	CAS-5213SG-2AK4	50 lbs	2,199.00	1,253.43
5K	Mount	CAS-5213SG-5M	12 lbs	549.00	329.40
	Kit-3	CAS-5213SG-5K3	38 lbs	1,699.00	985.42
	Kit-4	CAS-5213SG-5K4	50 lbs	2,199.00	1,253.43

CAS-5213S: Stainless Steel Load Cell w/Stainless Steel Mount

Capacity per module	Mount	Item #	Ship Weight	List Price	Dealer Price
500 lb	Mount	CAS-5213S-500L	12 lbs	799.00	479.40
	Kit-3	CAS-5213S-500K3	38 lbs	2,499.00	1,449.42
	Kit-4	CAS-5213S-500K4	50 lbs	3,299.00	1,880.43
1K	Mount	CAS-5213S-1M	12 lbs	799.00	479.40
	Kit-3	CAS-5213S-1K3	38 lbs	2,499.00	1,449.42
	Kit-4	CAS-5213S-1K4	50 lbs	3,299.00	1,880.43
2.5K	Mount	CAS-5213S-2AM	12 lbs	799.00	479.40
	Kit-3	CAS-5213S-2AK3	38 lbs	2,499.00	1,449.42
	Kit-4	CAS-5213S-2AK4	50 lbs	3,299.00	1,880.43
5K	Mount	CAS-5213S-5M	12 lbs	799.00	479.40
	Kit-3	CAS-5213S-5K3	38 lbs	2,499.00	1,449.42
	Kit-4	CAS-5213S-5K4	50 lbs	3,299.00	1,880.43

CAS-5213LG: Stainless Steel Load Cell w/Galvanized Steel Mount

Capacity per module	Mount	Item #	Ship Weight	List Price	Dealer Price
1125 lbs	Mount	CAS-5213LG-5M	15 lbs	559.00	335.40
	Kit-3	CAS-5213LG-5K3	48 lbs	1,799.00	1,043.42
	Kit-4	CAS-5213LG-5K4	64 lbs	2,349.00	1,338.93
2250 lbs	Mount	CAS-5213LG-10M	15 lbs	559.00	335.40
	Kit-3	CAS-5213LG-10K3	48 lbs	1,799.00	1,043.42
	Kit-4	CAS-5213LG-10K4	64 lbs	2,349.00	1,338.93
4500 lbs	Mount	CAS-5213LG-20M	15 lbs	559.00	335.40
	Kit-3	CAS-5213LG-20K3	48 lbs	1,799.00	1,043.42
	Kit-4	CAS-5213LG-20K4	64 lbs	2,349.00	1,338.93
22,500 lbs	Mount	CAS-5213LG-100M	32 lbs	1,299.00	779.40
	Kit-3	CAS-5213LG-100K3	99 lbs	3,999.00	2,319.42
	Kit-4	CAS-5213LG-100K4	149 lbs	5,299.00	3,020.43

CAS-5213L: Stainless Steel Load Cell w/Stainless Steel Mount

Capacity per module	Mount	Item #	Ship Weight	List Price	Dealer Price
1125 lbs	Mount	CAS-5213L-5M	15 lbs	879.00	527.40
	Kit-3	CAS-5213L-5K3	48 lbs	2,799.00	1,623.42
	Kit-4	CAS-5213L-5K4	64 lbs	3,599.00	2,051.43
2250 lbs	Mount	CAS-5213L-10M	15 lbs	879.00	527.40
	Kit-3	CAS-5213L-10K3	48 lbs	2,799.00	1,623.40
	Kit-4	CAS-5213L-10K4	64 lbs	3,599.00	2,051.43
4500 lbs	Mount	CAS-5213L-20M	15 lbs	879.00	527.40
	Kit-3	CAS-5213L-20K3	48 lbs	2,799.00	1,623.40
	Kit-4	CAS-5213L-20K4	64 lbs	3,599.00	2,051.43
22,500 lbs	Mount	CAS-5213L-100M	32 lbs	1,699.00	1,019.40
	Kit-3	CAS-5213L-100K3	99 lbs	5,199.00	3,015.42
	Kit-4	CAS-5213L-100K4	149 lbs	6,949.00	3,960.93

Mounts/LC

CAS-23M Series



Tank Mount

The CAS-23M is designed to use in light to medium capacity tanks, hoppers, and conveyors. The unique spherical washer design combines multidirectional movement with self checking capabilities. Ideal for indoor or outdoor process control applications.

- 250 to 10,000 lbs
- Center Pivoted Tension Loading
- Spherical Washer Design
- Self Checking Movement
- Easy Installation
- Adjustable Height
- Shock Load Protection
- Thermal Expansion & Contraction
- Safe Overload: 150% • Safe Side Overload: 150%
- Country of Origin: China

Applications

Powder & Bulk Processing, Mixing, Blending & Batching, Tanks & Hoppers, Level & Inventory Control, Food & Beverage Handling, Hostile Environment, Conveyor Systems

Configurations

- Alloy Steel Load Cell with Mild Steel Mount
- Stainless Steel Load Cell with Stainless Steel Mount
- Stainless Steel Welded Load Cell with Stainless Steel Mount

Load Cells

CAS-23LA, CAS-23LS, CAS-23LW2, CAS-LW3



CAS-23LW2 & CAS-23LW3 Only

Kits

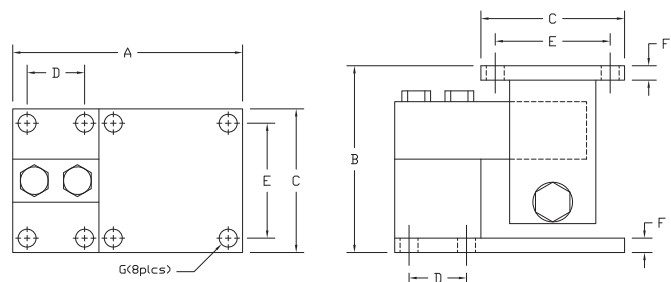
3 Mount or 4 Mount Kits available. Kits will include the CAS SS34AS NEMA 4X Stainless Steel Junction Box with 4 cell signal trim summing card and 25' of cable.

DIMENSIONS

Rated Capacity	Dimensions						
	A	B	C	D	E	F	G
250lbs - 5Kse	7.00	5.00	5.00	2.00	4.00	0.50	0.62
5K - 10K	8.00	6.50	5.00	3.00	4.00	0.50	0.62

CAS-23M: Alloy Steel Load Cell w/Mild Steel Mount

Capacity per module	Mount	Item #	Ship Weight	List Price	Dealer Price
250 lb	Mount	CAS-23M-250L	18 lbs	584.72	350.83
	Kit-3	CAS-23M-250LK3	59 lbs	1,875.00	1,087.50
	Kit-4	CAS-23M-250LK4	76 lbs	2,455.00	1,399.35
500 lb	Mount	CAS-23M-500L	18 lbs	584.72	350.83
	Kit-3	CAS-23M-500LK3	59 lbs	1,875.00	1,087.50
	Kit-4	CAS-23M-500LK4	76 lbs	2,455.00	1,399.35
1K	Mount	CAS-23M-1M	18 lbs	584.72	350.83
	Kit-3	CAS-23M-1K3	59 lbs	1,875.00	1,087.50
	Kit-4	CAS-23M-1K4	76 lbs	2,455.00	1,399.35
1.5K	Mount	CAS-23M-1AM	18 lbs	584.72	350.83
	Kit-3	CAS-23M-1AK3	59 lbs	1,875.00	1,087.50
	Kit-4	CAS-23M-1AK4	76 lbs	2,455.00	1,399.35
2K	Mount	CAS-23M-2M	18 lbs	584.72	350.83
	Kit-3	CAS-23M-2K3	59 lbs	1,875.00	1,087.50
	Kit-4	CAS-23M-2K4	76 lbs	2,455.00	1,399.35
2.5K	Mount	CAS-23M-2AM	18 lbs	584.72	350.83
	Kit-3	CAS-23M-2AK3	59 lbs	1,875.00	1,087.50
	Kit-4	CAS-23M-2AK4	76 lbs	2,455.00	1,399.35
4K	Mount	CAS-23M-4M	18 lbs	584.72	1,087.50
	Kit-3	CAS-23M-4K3	59 lbs	1,875.00	1,014.42
	Kit-4	CAS-23M-4K4	76 lbs	2,455.00	1,399.35
5Kse	Mount	CAS-23M-5SM	18 lbs	584.72	350.83
	Kit-3	CAS-23M-5SK3	59 lbs	1,875.00	1,087.50
	Kit-4	CAS-23M-5SK4	76 lbs	2,455.00	1,399.35
5K	Mount	CAS-23M-5M	24 lbs	742.09	445.25
	Kit-3	CAS-23M-5K3	77 lbs	2,226.27	1,291.24
	Kit-4	CAS-23M-5K4	100 lbs	2,968.36	1,691.97
10K	Mount	CAS-23M-10M	24 lbs	742.09	445.25
	Kit-3	CAS-23M-10K3	77 lbs	2,226.27	1,291.24
	Kit-4	CAS-23M-10K4	100 lbs	2,968.36	1,691.97



See literature for mount and load cell placement

CAS-23MS: Stainless Steel Load Cell w/Stainless Steel Mount

Capacity per module	Mount	Item #	Ship Weight	List Price	Dealer Price
250 lb	Mount	CAS-23MS-250L	18 lbs	942.77	565.66
	Kit-3	CAS-23MS-250LK3	59 lbs	2,828.31	1,640.42
	Kit-4	CAS-23MS-250LK4	76 lbs	3,771.08	2,149.52
500 lb	Mount	CAS-23MS-500L	18 lbs	942.77	565.66
	Kit-3	CAS-23MS-500LK3	59 lbs	2,828.31	1,640.42
	Kit-4	CAS-23MS-500LK4	76 lbs	3,771.08	2,149.52
1K	Mount	CAS-23MS-1M	18 lbs	942.77	565.66
	Kit-3	CAS-23MS-1K3	59 lbs	2,828.31	1,640.42
	Kit-4	CAS-23MS-1K4	76 lbs	3,771.08	2,149.52
1.5K	Mount	CAS-23MS-1AM	18 lbs	942.77	565.66
	Kit-3	CAS-23MS-1AK3	59 lbs	2,828.31	1,640.42
	Kit-4	CAS-23MS-1AK4	76 lbs	3,771.08	2,149.52
2K	Mount	CAS-23MS-2M	18 lbs	942.77	565.66
	Kit-3	CAS-23MS-2K3	59 lbs	2,828.31	1,640.42
	Kit-4	CAS-23MS-2K4	76 lbs	3,771.08	2,149.52

Capacity per module	Mount	Item #	Ship Weight	List Price	Dealer Price
2.5K	Mount	CAS-23MS-2AM	18 lbs	942.77	565.66
	Kit-3	CAS-23MS-2AK3	59 lbs	2,828.31	1,640.42
	Kit-4	CAS-23MS-2AK4	76 lbs	3,771.08	2,149.52
4K	Mount	CAS-23MS-4M	18 lbs	942.77	565.66
	Kit-3	CAS-23MS-4K3	59 lbs	2,828.31	1,640.42
	Kit-4	CAS-23MS-4K4	76 lbs	3,771.08	2,149.52
5Kse	Mount	CAS-23MS-5SM	18 lbs	942.77	565.66
	Kit-3	CAS-23MS-5SK3	59 lbs	2,828.31	1,640.42
	Kit-4	CAS-23MS-5SK4	76 lbs	3,771.08	2,149.52
5K	Mount	CAS-23MS-5M	24 lbs	1,048.16	628.90
	Kit-3	CAS-23MS-5K3	77 lbs	3,144.48	1,823.80
	Kit-4	CAS-23MS-5K4	100 lbs	4,192.64	2,389.80
10K	Mount	CAS-23MS-10M	24 lbs	1,048.16	628.90
	Kit-3	CAS-23MS-10K3	77 lbs	3,144.48	1,828.80
	Kit-4	CAS-23MS-10K4	100 lbs	4,194.64	2,389.80

CAS-23MW2: Stainless Steel Welded Load Cell w/Stainless Steel Mount
Uses CAS-23LW2 Load Cell

Capacity per module	Mount	Item #	Ship Weight	List Price	Dealer Price
1K	Mount	CAS-23MW2-1M	18 lbs	907.50	544.50
	Kit-3	CAS-23MW2-1K3	59 lbs	2,722.50	1,579.05
	Kit-4	CAS-23MW2-1K4	76 lbs	3,630.00	2,069.10
1.5K	Mount	CAS-23MW2-1AM	18 lbs	907.50	544.50
	Kit-3	CAS-23MW2-1AK3	59 lbs	2,722.50	1,579.05
	Kit-4	CAS-23MW2-1AK4	76 lbs	3,630.00	2,069.10
2K	Mount	CAS-23MW2-2M	18 lbs	907.50	544.50
	Kit-3	CAS-23MW2-2K3	59 lbs	2,722.50	1,579.05
	Kit-4	CAS-23MW2-2K4	76 lbs	3,630.00	2,069.10
2.5K	Mount	CAS-23MW2-2AM	18 lbs	907.50	544.50
	Kit-3	CAS-23MW2-2AK3	59 lbs	2,722.50	1,579.05
	Kit-4	CAS-23MW2-2AK4	76 lbs	3,630.00	2,069.10
4K	Mount	CAS-23MW2-4M	18 lbs	907.50	544.50
	Kit-3	CAS-23MW2-4K3	59 lbs	2,722.50	1,579.05
	Kit-4	CAS-23MW2-4K4	76 lbs	3,630.00	2,069.10
5Kse	Mount	CAS-23MW2-5SM	18 lbs	907.50	544.50
	Kit-3	CAS-23MW2-5SK3	59 lbs	2,722.50	1,579.05
	Kit-4	CAS-23MW2-5SK4	76 lbs	3,630.00	2,069.10
5K	Mount	CAS-23MW2-5M	24 lbs	1,017.50	610.50
	Kit-3	CAS-23MW2-5K3	77 lbs	3,052.50	1,770.45
	Kit-4	CAS-23MW2-5K4	100 lbs	4,070.00	2,319.90
10K	Mount	CAS-23MW2-10M	24 lbs	1,017.50	610.50
	Kit-3	CAS-23MW2-10K3	77 lbs	3,052.50	1,770.45
	Kit-4	CAS-23MW2-10K4	100 lbs	4,070.00	2,319.90

CAS-23MW3: Stainless Steel Welded Load Cell w/Stainless Steel Mount
Uses CAS-23LW3 Load Cell

Capacity per module	Mount	Item #	Ship Weight	List Price	Dealer Price
1K	Mount	CAS-23MW3-1M	18 lbs	907.50	544.50
	Kit-3	CAS-23MW3-1K3	59 lbs	2,722.50	1,579.05
	Kit-4	CAS-23MW3-1K4	76 lbs	3,630.00	2,069.10
1.5K	Mount	CAS-23MW3-1AM	18 lbs	825.00	544.50
	Kit-3	CAS-23MW3-1AK3	59 lbs	2,722.50	1,579.05
	Kit-4	CAS-23MW3-1AK4	76 lbs	3,630.00	2,069.10
2K	Mount	CAS-23MW3-2M	18 lbs	907.50	544.50
	Kit-3	CAS-23MW3-2K3	59 lbs	2,722.50	1,579.05
	Kit-4	CAS-23MW3-2K4	76 lbs	3,630.00	2,069.10
2.5K	Mount	CAS-23MW3-2AM	18 lbs	907.50	544.50
	Kit-3	CAS-23MW3-2AK3	59 lbs	2,722.50	1,579.05
	Kit-4	CAS-23MW3-2AK4	76 lbs	3,630.00	2,069.10
4K	Mount	CAS-23MW3-4M	18 lbs	907.50	544.50
	Kit-3	CAS-23MW3-4K3	59 lbs	2,722.50	1,579.05
	Kit-4	CAS-23MW3-4K4	76 lbs	3,630.00	2,069.10
5Kse	Mount	CAS-23MW3-5SM	18 lbs	907.50	544.50
	Kit-3	CAS-23MW3-5SK3	59 lbs	2,722.50	1,579.05
	Kit-4	CAS-23MW3-5SK4	76 lbs	3,630.00	2,069.10
5K	Mount	CAS-23MW3-5M	24 lbs	1,017.50	610.50
	Kit-3	CAS-23MW3-5K3	77 lbs	3,052.50	1,770.45
	Kit-4	CAS-23MW3-5K4	100 lbs	4,070.00	2,319.90
10K	Mount	CAS-23MW3-10M	24 lbs	1,017.50	610.50
	Kit-3	CAS-23MW3-10K3	77 lbs	3,052.50	1,770.45
	Kit-4	CAS-23MW3-10K4	100 lbs	4,070.00	2,319.90

Mounts/LC

CAS-RTM Series



Tank Mount

This stainless steel tank mount assembly uses a hermetically sealed beam load cell with a blind load hole that has a flat loading surface. Expansion and contraction due to thermal changes and side load from external forces are handled with a rocker pin mounting. After removal of side load, the mount will re-center itself using the rocker pin.

- Overload and Overlift Protection
- Integral Lateral Stops
- Country of Origin: China

Configuration

- Stainless Steel Load Cell with Stainless Steel Mount

Load Cells

CAS-745



Kits

3 Mount or 4 Mount Kits available. Kits will include the CAS SS34AS NEMA 4X Stainless Steel Junction Box with 4 cell signal trim summing card and 25' of cable.

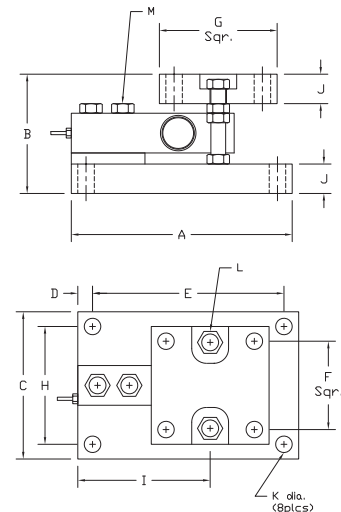
CAS-RTM: Stainless Steel Load Cell w/Stainless Steel Mount

Capacity per module	Mount	Item #	Ship Weight	List Price	Dealer Price
500 lb	Mount	CAS-RTM-500L	85 lbs	1,038.06	622.84
	Kit-3	CAS-RTM-500LK3	260 lbs	3,114.18	1,806.22
	Kit-4	CAS-RTM-500LK4	245 lbs	4,152.24	2,366.78
1K	Mount	CAS-RTM-1M	85 lbs	1,038.06	622.84
	Kit-3	CAS-RTM-1K3	260 lbs	3,114.18	1,806.22
	Kit-4	CAS-RTM-1K4	245 lbs	4,152.24	2,366.78
1.25K	Mount	CAS-RTM-1AM	85 lbs	1,038.06	622.84
	Kit-3	CAS-RTM-1AK3	260 lbs	3,114.18	1,806.22
	Kit-4	CAS-RTM-1AK4	245 lbs	4,152.24	2,366.78
2.5K	Mount	CAS-RTM-2AM	85 lbs	1,038.06	622.84
	Kit-3	CAS-RTM-2AK3	260 lbs	3,114.18	1,806.22
	Kit-4	CAS-RTM-2AK4	245 lbs	4,152.24	2,366.78
4K	Mount	CAS-RTM-4M	85 lbs	1,038.06	622.84
	Kit-3	CAS-RTM-4K3	260 lbs	3,114.18	1,806.22
	Kit-4	CAS-RTM-4K4	245 lbs	4,152.24	2,366.78
5K	Mount	CAS-RTM-5M	85 lbs	1,211.31	726.79
	Kit-3	CAS-RTM-5K3	260 lbs	3,633.93	2,107.68
	Kit-4	CAS-RTM-5K4	245 lbs	4,845.24	2,761.79
10K	Mount	CAS-RTM-10M	105 lbs	1,387.45	832.47
	Kit-3	CAS-RTM-10K3	320 lbs	4,162.35	2,414.16
	Kit-4	CAS-RTM-10K4	425 lbs	5,549.80	3,163.39

DIMENSIONS

Rated Capacity	Dimensions												
	A	B	C	D	E	F	G	H	I	J	K	L	M
500lbs - 2.5K	7.50	3.78	5.00	0.50	6.50	3.00	4.00	4.00	4.50	1.00	0.56	1/2 - 13UNC	1/2 - 13UNC
4K	7.50	3.94	5.00	0.50	6.50	3.00	4.00	4.00	4.50	1.00	0.56	1/2 - 13UNC	1/2 - 13UNC
5K	7.50	4.03	5.00	0.50	6.50	3.00	4.00	4.00	4.50	1.00	0.56	1/2 - 13UNC	1/2 - 13UNC
10K	8.50	4.28	5.00	0.50	7.50	3.00	4.00	4.00	6.00	1.00	0.56	1/2 - 13UNC	3/4 - 10UNC

See literature for mount and load cell placement



CAS-SB8M Series

Tank Mount

Capacities ranging from 10 kg to 500 kg

- Stainless steel load cell with padded load mount
- Padded load mount consisting of natural rubber with steel, zinc lated
- Country of Origin: Sri Lanka



Applications

Designed for hopper, mixture and platform scales.

Configuration

- Stainless Steel Load Cell with Padded Load Mount

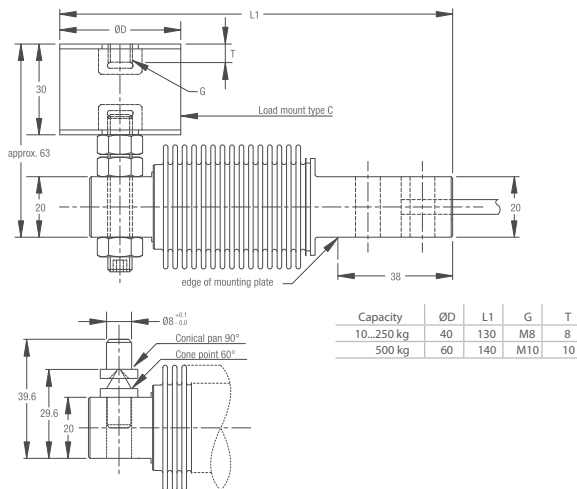
Load Cells

CAS-SB8



Kits

3 Mount or 4 Mount Kits available. Kits will include the CAS SS34AS NEMA 4X Stainless Steel Junction Box with 4 cell signal trim summing card and 25' of cable.



CAS-SB8: Stainless Steel Load Cell w/Load Mount

Capacity per module	Mount	Item #	Ship Weight	List Price	Dealer Price
10 Kg	Mount	CAS-SB8-10L		735.00	478.00
	Kit-3	CAS-SB8-10LK3		2,595.00	1,428.00
	Kit-4	CAS-SB8-10LK4		3,395.00	1,868.00
20 kg	Mount	CAS-SB8-20L		735.00	478.00
	Kit-3	CAS-SB8-20LK3		2,595.00	1,428.00
	Kit-4	CAS-SB8-20LK4		3,395.00	1,868.00
100 kg	Mount	CAS-SB8-100L		735.00	478.00
	Kit-3	CAS-SB8-100LK3		2,595.00	1,428.00
	Kit-4	CAS-SB8-100LK4		3,395.00	1,868.00
200 kg	Mount	CAS-SB8-200L		735.00	478.00
	Kit-3	CAS-SB8-200LK3		2,595.00	1,428.00
	Kit-4	CAS-SB8-200LK4		3,395.00	1,868.00
250 kg	Mount	CAS-SB8-250L		735.00	478.00
	Kit-3	CAS-SB8-250LK3		2,595.00	1,428.00
	Kit-4	CAS-SB8-250LK4		3,395.00	1,868.00
500 kg	Mount	CAS-SB8-500L		735.00	478.00
	Kit-3	CAS-SB8-500LK3		2,595.00	1,428.00
	Kit-4	CAS-SB8-500LK4		3,395.00	1,868.00

Mounts/LC

DIMENSIONS

Load Cell Type	Dimensions							
	L	H1	H2	W1	W2	Mounting bolts D	S _{max} **	RF***
10 kg to 250 kg	7.08	2.48	0.47	3.15	2.28	M8	5 mm	1600 N
500 kg	8.62	3.07	0.47	3.94	2.99	M10	5 mm	5000 N

** S_{max} = maximum lateral displacement of load introduction
 *** RF = restoring force at S_{max}

CAS-82M Series



Tank Mount

Capacities from 250 to 20,000 lbs.

- Redundant Sealing
- Articulating Mount Plate
- Low Profile Design
- Adjustable Under Load
- Integral Height Adjustment for Balancing
- Country of Origin: China

Applications

Ideal for tank, bin, and hopper weighing.

Configurations

- Alloy Load Cell with Mild Steel Mount
- Stainless Steel Load Cell with Stainless Steel Mount
- Stainless Steel Welded Load Cell with Stainless Steel Mount

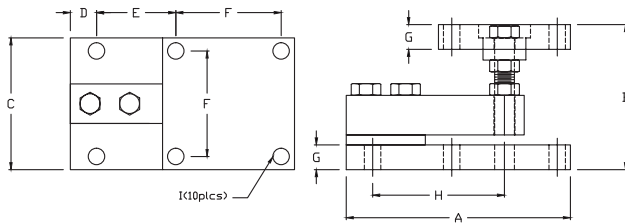
Load Cells

CAS-23LA, CAS-23LS, CAS-23LW2, CAS-23LW3



Kits

3 Mount or 4 Mount Kits available. Kits will include the CAS SS34AS NEMA 4X Stainless Steel Junction Box with 4 cell signal trim summing card and 25' of cable.



See literature for mount and load cell placement

DIMENSIONS

Rated Capacity	Dimensions								
	A	B	C	D	E	F	G	H	I
250lbs - 5Kse	7.12	4.00 - 4.50	5.00	0.56	2.00	4.00	0.70	4.00	0.63
5Kle - 10K	8.50	5.00 - 5.50	5.00	0.75	3.00	4.00	0.94	5.00	0.63
15K - 20K	10.88	7.00 - 7.50	6.00	0.87	4.63	4.50	1.44	6.88	0.88

CAS-82M: Alloy Load Cell w/Mild Steel Mount

Capacity per module	Mount	Item #	Ship Weight	List Price	Dealer Price
250 lb	Mount	CAS-82M-250L	19 lbs	469.51	281.71
	Kit-3	CAS-82M-250LK3	59 lbs	1,539.00	892.62
	Kit-4	CAS-82M-250LK4	74 lbs	1,999.00	1,139.43
500 lb	Mount	CAS-82M-500L	19 lbs	469.51	269.40
	Kit-3	CAS-82M-500LK3	59 lbs	1,539.00	892.62
	Kit-4	CAS-82M-500LK4	74 lbs	1,999.00	1,139.43
1K	Mount	CAS-82M-1M	19 lbs	469.51	281.71
	Kit-3	CAS-82M-1K3	59 lbs	1,539.00	892.62
	Kit-4	CAS-82M-1K4	74 lbs	1,999.00	1,139.43
1.5K	Mount	CAS-82M-1AM	19 lbs	469.51	281.71
	Kit-3	CAS-82M-1AK3	59 lbs	1,539.00	892.62
	Kit-4	CAS-82M-1AK4	74 lbs	1,999.00	1,139.43
2K	Mount	CAS-82M-2M	19 lbs	469.51	281.71
	Kit-3	CAS-82M-2K3	59 lbs	1,539.00	892.62
	Kit-4	CAS-82M-2K4	74 lbs	1,999.00	1,139.43
2.5K	Mount	CAS-82M-2AM	19 lbs	469.51	281.71
	Kit-3	CAS-82M-2AK3	59 lbs	1,539.00	892.62
	Kit-4	CAS-82M-2AK4	74 lbs	1,999.00	1,139.43
4K	Mount	CAS-82M-4M	19 lbs	469.51	281.71
	Kit-3	CAS-82M-4K3	59 lbs	1,539.00	927.42
	Kit-4	CAS-82M-4K4	74 lbs	1,999.00	1,139.43
5Kse	Mount	CAS-82M-5SM	19 lbs	469.51	281.71
	Kit-3	CAS-82M-5SK3	59 lbs	1,539.00	892.62
	Kit-4	CAS-82M-5SK4	74 lbs	1,999.00	1,139.43
5K	Mount	CAS-82M-5M	24 lbs	699.65	419.79
	Kit-3	CAS-82M-5K3	77 lbs	2,199.00	1,275.42
	Kit-4	CAS-82M-5K4	100 lbs	2,798.00	1,595.20
10K	Mount	CAS-82M-10M	24 lbs	699.65	419.79
	Kit-3	CAS-82M-10K3	77 lbs	2,199.00	1,275.42
	Kit-4	CAS-82M-10K4	100 lbs	2,798.00	1,595.20
15K	Mount	CAS-82M-15M	24 lbs	1,169.15	701.49
	Kit-3	CAS-82M-15K3	77 lbs	3,399.00	1,971.42
	Kit-4	CAS-82M-15K4	100 lbs	4,676.60	2,665.66
20K	Mount	CAS-82M-20M	24 lbs	1,169.15	701.49
	Kit-3	CAS-82M-20K3	77 lbs	3,399.00	1,971.42
	Kit-4	CAS-82M-20K4	100 lbs	4,676.60	2,665.66

CAS-82MS: Stainless Steel Load Cell w/Stainless Steel Mount

Capacity per module	Mount	Item #	Ship Weight	List Price	Dealer Price
250 lb	Mount	CAS-82MS-250L	19 lbs	803.30	481.98
	Kit-3	CAS-82MS-250LK3	59 lbs	2,449.00	1,420.42
	Kit-4	CAS-82MS-250LK4	74 lbs	3,213.20	1,831.52
500 lb	Mount	CAS-82MS-500L	19 lbs	803.30	481.98
	Kit-3	CAS-82MS-500LK3	59 lbs	2,449.00	1,420.42
	Kit-4	CAS-82MS-500LK4	74 lbs	3,213.20	1,831.52
1K	Mount	CAS-82MS-1M	19 lbs	803.30	481.98
	Kit-3	CAS-82MS-1K3	59 lbs	2,449.00	1,420.42
	Kit-4	CAS-82MS-1K4	74 lbs	3,213.20	1,831.52
1.5K	Mount	CAS-82MS-1AM	19 lbs	803.30	481.98
	Kit-3	CAS-82MS-1AK3	59 lbs	2,449.00	1,420.42
	Kit-4	CAS-82MS-1AK4	74 lbs	3,213.20	1,831.52
2K	Mount	CAS-82MS-2M	19 lbs	803.30	481.98
	Kit-3	CAS-82MS-2K3	59 lbs	2,449.00	1,420.42
	Kit-4	CAS-82MS-2K4	74 lbs	3,213.20	1,831.52
2.5K	Mount	CAS-82MS-2AM	19 lbs	803.30	481.98
	Kit-3	CAS-82MS-2AK3	59 lbs	2,449.00	1,420.42
	Kit-4	CAS-82MS-2AK4	74 lbs	3,213.20	1,831.52

Capacity per module	Mount	Item #	Ship Weight	List Price	Dealer Price
4K	Mount	CAS-82MS-4M	19 lbs	803.30	481.98
	Kit-3	CAS-82MS-4K3	59 lbs	2,449.00	1,420.42
	Kit-4	CAS-82MS-4K4	74 lbs	3,213.20	1,831.52
5Kse	Mount	CAS-82MS-5SM	19 lbs	803.30	481.98
	Kit-3	CAS-82MS-5SK3	59 lbs	2,449.00	1,420.42
	Kit-4	CAS-82MS-5SK4	74 lbs	3,213.20	1,831.52
5K	Mount	CAS-82MS-5M	24 lbs	1,017.85	610.71
	Kit-3	CAS-82MS-5K3	77 lbs	3,053.55	1,771.06
	Kit-4	CAS-82MS-5K4	100 lbs	4,071.40	2,320.70
10K	Mount	CAS-82MS-10M	24 lbs	1,017.85	610.71
	Kit-3	CAS-82MS-10K3	77 lbs	3,053.55	1,771.06
	Kit-4	CAS-82MS-10K4	100 lbs	4,071.40	2,320.76
15K	Mount	CAS-82MS-15M	24 lbs	1,581.77	949.06
	Kit-3	CAS-82MS-15K3	77 lbs	4,745.31	2,752.28
	Kit-4	CAS-82MS-15K4	100 lbs	6,327.08	3,606.44
20K	Mount	CAS-82MS-20M	24 lbs	1,581.77	949.06
	Kit-3	CAS-82MS-20K3	77 lbs	4,745.31	2,752.28
	Kit-4	CAS-82MS-20K4	100 lbs	6,327.08	3,606.44

CAS-82MW2: Stainless Steel Welded Load Cell w/Stainless Steel Mount
Uses CAS-23LW2 Load Cell

Capacity per module	Mount	Item #	Ship Weight	List Price	Dealer Price
1K	Mount	CAS-82MW2-1M	19 lbs	843.73	506.24
	Kit-3	CAS-82MW2-1K3	59 lbs	2,531.19	1,468.09
	Kit-4	CAS-82MW2-1K4	74 lbs	3,374.92	1,923.70
1.5K	Mount	CAS-82MW2-1AM	19 lbs	843.73	506.24
	Kit-3	CAS-82MW2-1AK3	59 lbs	2,531.19	1,468.09
	Kit-4	CAS-82MW2-1AK4	74 lbs	3,374.92	1,923.70
2K	Mount	CAS-82MW2-2M	19 lbs	843.73	506.24
	Kit-3	CAS-82MW2-2K3	59 lbs	2,531.19	1,468.09
	Kit-4	CAS-82MW2-2K4	74 lbs	3,374.92	1,923.70
2.5K	Mount	CAS-82MW2-2AM	19 lbs	843.73	506.24
	Kit-3	CAS-82MW2-2AK3	59 lbs	2,531.19	1,468.09
	Kit-4	CAS-82MW2-2AK4	74 lbs	3,374.92	1,923.70
4K	Mount	CAS-82MW2-4M	19 lbs	843.73	506.24
	Kit-3	CAS-82MW2-4K3	59 lbs	2,531.19	1,468.09
	Kit-4	CAS-82MW2-4K4	74 lbs	3,374.92	1,923.70
5Kse	Mount	CAS-82MW2-5SM	19 lbs	843.73	506.24
	Kit-3	CAS-82MW2-5SK3	59 lbs	2,531.19	1,468.09
	Kit-4	CAS-82MW2-5SK4	74 lbs	3,374.92	1,923.70
5K	Mount	CAS-82MW2-5M	24 lbs	1,069.82	641.89
	Kit-3	CAS-82MW2-5K3	77 lbs	3,209.46	1,861.49
	Kit-4	CAS-82MW2-5K4	100 lbs	4,279.28	2,439.19
10K	Mount	CAS-82MW2-10M	24 lbs	1,069.82	641.89
	Kit-3	CAS-82MW2-10K3	77 lbs	3,209.46	1,861.49
	Kit-4	CAS-82MW2-10K4	100 lbs	4,279.28	2,439.19

CAS-82MW3: Stainless Steel Welded Load Cell w/Stainless Steel Mount
Uses CAS-23LW3 Load Cell

Capacity per module	Mount	Item #	Ship Weight	List Price	Dealer Price
1K	Mount	CAS-82MW3-1M	19 lbs	843.73	506.24
	Kit-3	CAS-82MW3-1K3	59 lbs	2,531.19	1,468.09
	Kit-4	CAS-82MW3-1K4	74 lbs	3,374.92	1,923.70
1.5K	Mount	CAS-82MW3-1AM	19 lbs	843.73	506.24
	Kit-3	CAS-82MW3-1AK3	59 lbs	2,531.19	1,468.09
	Kit-4	CAS-82MW3-1AK4	74 lbs	3,374.92	1,923.70
2K	Mount	CAS-82MW3-2M	19 lbs	843.73	506.24
	Kit-3	CAS-82MW3-2K3	59 lbs	2,531.19	1,468.09
	Kit-4	CAS-82MW3-2K4	74 lbs	3,374.92	1,923.70
2.5K	Mount	CAS-82MW3-2AM	19 lbs	843.73	506.24
	Kit-3	CAS-82MW3-2AK3	59 lbs	2,531.19	1,468.09
	Kit-4	CAS-82MW3-2AK4	74 lbs	3,374.92	1,923.70
4K	Mount	CAS-82MW3-4M	19 lbs	843.73	506.24
	Kit-3	CAS-82MW3-4K3	59 lbs	2,531.19	1,468.09
	Kit-4	CAS-82MW3-4K4	74 lbs	3,374.92	1,923.70
5Kse	Mount	CAS-82MW3-5SM	19 lbs	843.73	506.24
	Kit-3	CAS-82MW3-5SK3	59 lbs	2,531.19	1,468.09
	Kit-4	CAS-82MW3-5SK4	74 lbs	3,374.92	1,923.70
5K	Mount	CAS-82MW3-5M	24 lbs	1,069.82	641.89
	Kit-3	CAS-82MW3-5K3	77 lbs	3,209.46	1,861.49
	Kit-4	CAS-82MW3-5K4	100 lbs	4,279.28	2,439.19
10K	Mount	CAS-82MW3-10M	24 lbs	1,069.82	641.89
	Kit-3	CAS-82MW3-10K3	77 lbs	3,209.46	1,861.49
	Kit-4	CAS-82MW3-10K4	100 lbs	4,279.28	2,439.19

Mounts/LC

CAS-16M Series



Tank Mount

The CAS-16M is designed for use in medium to heavy capacity tanks, hoppers, and bin scales. Perfect for mechanical conversions and new installations. This low profile mount with its bolt in place design simplifies the conversion of any tank or hopper into a scale. The self checking design eliminates the need for external hardware.

- 1,000 to 75,000 lbs
- Center Pivoted Loading
- Self Checking Movement
- Easy Installation • Shock Load Protection
- Thermal Expansion and Contraction
- Safe Overload: 150%, Safe Side Overload: 150%
- Country of Origin: China

Applications

Powder & Bulk Processing, Mixing, Blending & Batching, Food & Beverage Handling, Level & Inventory Control, Hostile Environment

Configurations

- Alloy Steel Load Cell with Mild Steel Mount
- Stainless Steel Welded Load Cell with Mild Steel Mount
- Stainless Steel Welded Load Cell with Stainless Steel Mount

Load Cells

CAS-16L, CAS-16LW



CAS-16LW Only

Kits

3 Mount or 4 Mount Kits available. Kits will include the CAS SS34AS NEMA 4X Stainless Steel Junction Box with 4 cell signal trim summing card and 25' of cable.

CAS-16M: Alloy Steel Load Cell w/Mild Steel Mount

Capacity per module	Mount	Item #	Ship Weight	List Price	Dealer Price
1K	Mount	CAS-16M-1M	25 lbs	727.00	436.75
	Kit-3	CAS-16M-1K3	79 lbs	2,183.73	1,266.56
	Kit-4	CAS-16M-1K4	101 lbs	2,911.64	1,659.63
1.5K	Mount	CAS-16M-1AM	25 lbs	727.00	436.75
	Kit-3	CAS-16M-1AK3	79 lbs	2,183.73	1,266.56
	Kit-4	CAS-16M-1AK4	101 lbs	2,911.64	1,659.63

CAS-16M: Alloy Steel Load Cell w/Mild Steel Mount

Capacity per module	Mount	Item #	Ship Weight	List Price	Dealer Price
2K	Mount	CAS-16M-2M	25 lbs	727.91	436.75
	Kit-3	CAS-16M-2K3	79 lbs	2,183.73	1,266.56
	Kit-4	CAS-16M-2K4	101 lbs	2,911.64	1,659.63
2.5K	Mount	CAS-16M-2AM	25 lbs	727.91	436.75
	Kit-3	CAS-16M-2AK3	79 lbs	2,183.73	1,266.56
	Kit-4	CAS-16M-2AK4	101 lbs	2,911.64	1,659.63
3K	Mount	CAS-16M-3M	25 lbs	727.91	436.75
	Kit-3	CAS-16M-3K3	79 lbs	2,183.73	1,266.56
	Kit-4	CAS-16M-3K4	101 lbs	2,911.64	1,659.63
5K	Mount	CAS-16M-5M	25 lbs	727.91	436.75
	Kit-3	CAS-16M-5K3	79 lbs	2,183.73	1,266.56
	Kit-4	CAS-16M-5K4	101 lbs	2,911.64	1,659.63
10K	Mount	CAS-16M-10M	67 lbs	976.45	585.87
	Kit-3	CAS-16M-10K3	205 lbs	2,929.00	1,699.02
	Kit-4	CAS-16M-10K4	269 lbs	3,905.00	2,226.31
15K	Mount	CAS-16M-15M	67 lbs	976.45	585.87
	Kit-3	CAS-16M-15K3	205 lbs	2,929.00	1,699.02
	Kit-4	CAS-16M-15K4	269 lbs	3,905.00	2,226.31
20K	Mount	CAS-16M-20M	67 lbs	976.45	585.87
	Kit-3	CAS-16M-20K3	205 lbs	2,929.00	1,699.02
	Kit-4	CAS-16M-20K4	269 lbs	3,905.00	2,226.31
25K	Mount	CAS-16M-25M	67 lbs	976.45	585.87
	Kit-3	CAS-16M-25K3	205 lbs	2,929.00	1,699.02
	Kit-4	CAS-16M-25K4	269 lbs	3,905.00	2,226.31
35K	Mount	CAS-16M-35M	72 lbs	976.45	585.87
	Kit-3	CAS-16M-35K3	216 lbs	2,929.00	1,699.02
	Kit-4	CAS-16M-35K4	285 lbs	3,905.00	2,226.31
50K	Mount	CAS-16M-50M	183 lbs	2,112.21	1,267.33
	Kit-3	CAS-16M-50K3	550 lbs	6,336.63	3,675.25
	Kit-4	CAS-16M-50K4	730 lbs	8,448.84	4,815.84
75K	Mount	CAS-16M-75M	183 lbs	2,112.75	1,267.33
	Kit-3	CAS-16M-75K3	550 lbs	6,336.63	3,406.92
	Kit-4	CAS-16M-75K4	730 lbs	8,448.84	4,815.84
100K	Mount	CAS-16M-100M	316 lbs	3,568.95	2,141.37
	Kit-3	CAS-16M-100K3	950 lbs	10,706.85	6,209.97
	Kit-4	CAS-16M-100K4	1265 lbs	14,275.80	8,137.21
125K	Mount	CAS-16M-125M	316 lbs	3,568.95	2,141.37
	Kit-3	CAS-16M-125K3	950 lbs	10,706.85	6,209.97
	Kit-4	CAS-16M-125K4	1265 lbs	14,275.80	8,137.21

CAS-16MW: Stainless Steel Welded Load Cell w/Mild Steel Mount

Capacity per module	Mount	Item #	Ship Weight	List Price	Dealer Price
1K	Mount	CAS-16MW-1M	25 lbs	799.84	479.00
	Kit-3	CAS-16MW-1K3	79 lbs	2,399.52	1,391.72
	Kit-4	CAS-16MW-1K4	101 lbs	3,199.36	1,823.64
1.5K	Mount	CAS-16MW-1AM	25 lbs	799.84	479.00
	Kit-3	CAS-16MW-1AK3	79 lbs	2,399.52	1,391.72
	Kit-4	CAS-16MW-1AK4	101 lbs	3,199.36	1,823.64
2K	Mount	CAS-16MW-2M	25 lbs	799.84	479.00
	Kit-3	CAS-16MW-2K3	79 lbs	2,399.52	1,391.72
	Kit-4	CAS-16MW-2K4	101 lbs	3,199.36	1,823.64
2.5K	Mount	CAS-16MW-2AM	25 lbs	799.84	479.00
	Kit-3	CAS-16MW-2AK3	79 lbs	2,399.52	1,391.72
	Kit-4	CAS-16MW-2AK4	101 lbs	3,199.36	1,823.64
3K	Mount	CAS-16MW-3M	25 lbs	799.84	479.00
	Kit-3	CAS-16MW-3K3	79 lbs	2,399.52	1,391.72
	Kit-4	CAS-16MW-3K4	101 lbs	3,199.36	1,823.64
5K	Mount	CAS-16MW-5M	25 lbs	799.84	479.00
	Kit-3	CAS-16MW-5K3	79 lbs	2,399.52	1,391.72
	Kit-4	CAS-16MW-5K4	101 lbs	3,199.36	1,823.64
10K	Mount	CAS-16MW-10M	67 lbs	1,044.70	626.82
	Kit-3	CAS-16MW-10K3	205 lbs	3,134.10	1,817.78
	Kit-4	CAS-16MW-10K4	269 lbs	4,178.80	2,381.92
15K	Mount	CAS-16MW-15M	67 lbs	1,044.70	626.82
	Kit-3	CAS-16MW-15K3	205 lbs	3,134.10	1,817.78
	Kit-4	CAS-16MW-15K4	269 lbs	4,178.80	2,381.92
20K	Mount	CAS-16MW-20M	67 lbs	1,044.70	626.82
	Kit-3	CAS-16MW-20K3	205 lbs	3,134.10	1,817.78
	Kit-4	CAS-16MW-20K4	269 lbs	4,178.80	2,381.92
25K	Mount	CAS-16MW-25M	67 lbs	1,044.70	626.82
	Kit-3	CAS-16MW-25K3	205 lbs	3,134.10	1,817.78
	Kit-4	CAS-16MW-25K4	269 lbs	4,178.80	2,381.92
35K	Mount	CAS-16MW-35M	72 lbs	1,044.70	626.82
	Kit-3	CAS-16MW-35K3	216 lbs	3,134.10	1,817.78
	Kit-4	CAS-16MW-35K4	285 lbs	4,178.80	2,381.92
50K	Mount	CAS-16MW-50M	183 lbs	2,568.44	1,541.06
	Kit-3	CAS-16MW-50K3	550 lbs	7,705.32	4,469.09
	Kit-4	CAS-16MW-50K4	730 lbs	10,273.76	5,856.04
75K	Mount	CAS-16MW-75M	183 lbs	2,568.44	1,541.06
	Kit-3	CAS-16MW-75K3	550 lbs	7,705.32	4,469.09
	Kit-4	CAS-16MW-75K4	730 lbs	10,273.76	5,856.04

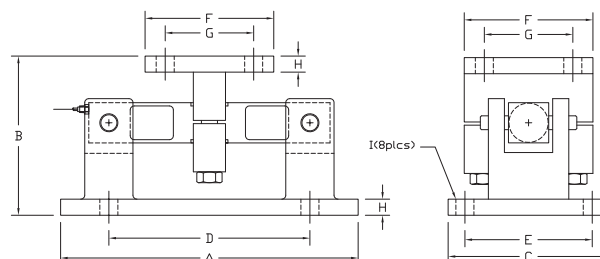
CAS-16MS: Stainless Steel Welded Load Cell w/Stainless Steel Mount

Capacity per module	Mount	Item #	Ship Weight	List Price	Dealer Price
1K	Mount	CAS-16MS-1M	25 lbs	1,236.43	741.86
	Kit-3	CAS-16MS-1K3	79 lbs	3,800.00	2,151.39
	Kit-4	CAS-16MS-1K4	101 lbs	4,495.72	2,819.06
1.5K	Mount	CAS-16MS-1AM	25 lbs	1,236.43	741.86
	Kit-3	CAS-16MS-1AK3	79 lbs	3,709.29	2,151.39
	Kit-4	CAS-16MS-1AK4	101 lbs	4,495.72	2,819.06
2K	Mount	CAS-16MS-2M	25 lbs	1,236.43	741.86
	Kit-3	CAS-16MS-2K3	79 lbs	3,709.29	2,151.39
	Kit-4	CAS-16MS-2K4	101 lbs	4,495.72	2,819.06
2.5K	Mount	CAS-16MS-2AM	25 lbs	1,236.43	741.86
	Kit-3	CAS-16MS-2AK3	79 lbs	3,709.29	2,151.39
	Kit-4	CAS-16MS-2AK4	101 lbs	4,495.72	2,819.06
3K	Mount	CAS-16MS-3M	25 lbs	1,236.43	741.86
	Kit-3	CAS-16MS-3K3	79 lbs	3,709.29	2,151.39
	Kit-4	CAS-16MS-3K4	101 lbs	4,495.72	2,819.06
5K	Mount	CAS-16MS-5M	25 lbs	1,236.43	741.86
	Kit-3	CAS-16MS-5K3	79 lbs	3,709.29	2,151.39
	Kit-4	CAS-16MS-5K4	101 lbs	4,495.72	2,819.06
10K	Mount	CAS-16MS-10M	67 lbs	1,990.64	1,194.38
	Kit-3	CAS-16MS-10K3	205 lbs	5,971.00	3,463.71
	Kit-4	CAS-16MS-10K4	269 lbs	7,962.56	4,538.66
15K	Mount	CAS-16MS-15M	67 lbs	1,990.64	1,194.38
	Kit-3	CAS-16MS-15K3	205 lbs	5,971.00	3,463.71
	Kit-4	CAS-16MS-15K4	269 lbs	7,962.56	4,538.66
20K	Mount	CAS-16MS-20M	67 lbs	1,990.64	1,194.38
	Kit-3	CAS-16MS-20K3	205 lbs	5,971.00	3,463.71
	Kit-4	CAS-16MS-20K4	269 lbs	7,962.56	4,538.66
25K	Mount	CAS-16MS-25M	67 lbs	1,990.64	1,194.38
	Kit-3	CAS-16MS-25K3	205 lbs	5,971.00	3,463.71
	Kit-4	CAS-16MS-25K4	269 lbs	7,962.56	4,538.66
35K	Mount	CAS-16MS-35M	72 lbs	1,990.64	1,194.38
	Kit-3	CAS-16MS-35K3	216 lbs	5,971.00	3,463.71
	Kit-4	CAS-16MS-35K4	285 lbs	7,962.56	4,538.66
50K	Mount	CAS-16MS-50M	183 lbs	4,472.45	2,683.47
	Kit-3	CAS-16MS-50K3	550 lbs	13,417.35	7,782.06
	Kit-4	CAS-16MS-50K4	730 lbs	17,889.80	10,197.19
75K	Mount	CAS-16MS-75M	183 lbs	4,472.45	2,683.47
	Kit-3	CAS-16MS-75K3	550 lbs	13,417.35	7,782.06
	Kit-4	CAS-16MS-75K4	730 lbs	17,889.80	10,197.19

Mounts/LC

DIMENSIONS

Rated Capacity	Dimensions								
	A	B	C	D	E	F	G	H	I
1K - 5K	9.25	5.00	5.00	6.25	3.75	4.00	2.75	0.50	0.56
10K - 25K, 35K	12.00	7.90	8.00	7.50	6.00	8.00	6.00	0.75	0.81
50K, 75K	16.25	9.30	12.00	11.50	9.50	9.00	6.50	1.00	0.81
100K - 125K	23.50	11.75	14.00	20.00	12.00	10.00	8.00	1.12	1.12



See literature for mount and load cell placement

CAS-03M Series



Tank Mount

The CAS-03M is designed for use in medium to high capacity weighing systems, including but not limited to tanks, hoppers, vehicle, and rail track scales. The double ended shear beam, low profile design is ideal for mechanical conversions and new installations. The self checking feature eliminates the need for external hardware. Easy load cell installation and replacement.

- 5,000 lbs to 200,000 lbs
- Center Pivoted Loading
- Self-check Movement
- Easy Installation
- Shock Load Protection
- Thermal Expansion and Contraction
- Lift-off Protection
- Safe Overload 150%, Safe Side Overload 150%
- Country of Origin: China

Applications

Powder & Bulk Processing, Food & Beverage Handling, Mixing, Blending, & Batching, Hostile Environment, Level & Inventory Control

Configurations

- Alloy Steel Load Cell with Mild Steel Mount
- Stainless Steel Welded Load Cell with Mild Steel Mount
- Stainless Steel Welded Load Cell with Stainless Steel Mount

Load Cells

CAS-5103L, CAS-5103LW



CAS-5103LW Only

Kits

3 Mount or 4 Mount Kits available. Kits will include the CAS SS34AS NEMA 4X Stainless Steel Junction Box with 4 cell signal trim summing card and 25' of cable.

CAS-03M: Alloy Steel Load Cell w/Mild Steel Mount

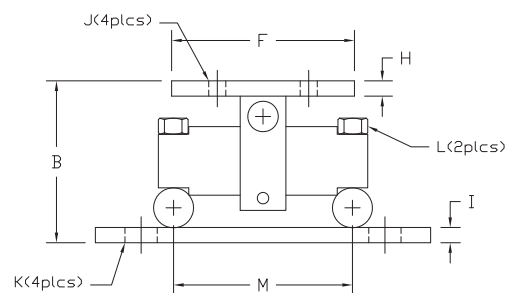
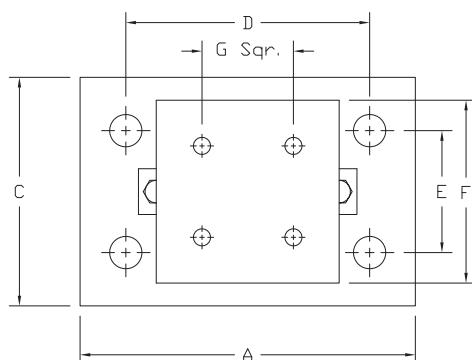
Capacity per module	Mount	Item #	Ship Weight	List Price	Dealer Price
5K	Mount	CAS-03M-5M	38 lbs	1,040.27	624.16
	Kit-3	CAS-03M-5K3	118 lbs	3,120.81	1,810.07
	Kit-4	CAS-03M-5K4	153 lbs	4,161.08	2,371.82
10K	Mount	CAS-03M-10M	38 lbs	1,040.27	624.16
	Kit-3	CAS-03M-10K3	118 lbs	3,120.81	1,810.07
	Kit-4	CAS-03M-10K4	153 lbs	4,161.08	2,371.82
20K	Mount	CAS-03M-20M	38 lbs	1,040.27	624.16
	Kit-3	CAS-03M-20K3	118 lbs	3,120.81	1,810.07
	Kit-4	CAS-03M-20K4	153 lbs	4,161.08	2,371.82
30K	Mount	CAS-03M-30M	99 lbs	1,692.95	1,015.77
	Kit-3	CAS-03M-30K3	303 lbs	5,078.85	2,945.73
	Kit-4	CAS-03M-30K4	400 lbs	6,771.80	3,859.93
40K	Mount	CAS-03M-40M	99 lbs	1,692.95	1,015.77
	Kit-3	CAS-03M-40K3	303 lbs	5,078.85	2,945.73
	Kit-4	CAS-03M-40K4	400 lbs	6,771.80	3,859.93
50K	Mount	CAS-03M-50M	99 lbs	1,692.95	1,015.77
	Kit-3	CAS-03M-50K3	303 lbs	5,078.85	2,945.73
	Kit-4	CAS-03M-50K4	400 lbs	6,771.80	3,859.93
60K	Mount	CAS-03M-60M	99 lbs	1,692.95	1,015.77
	Kit-3	CAS-03M-60K3	303 lbs	5,078.85	2,945.73
	Kit-4	CAS-03M-60K4	400 lbs	6,771.80	3,859.93
100K	Mount	CAS-03M-100M	199 lbs	2,692.81	1,615.69
	Kit-3	CAS-03M-100K3	602 lbs	8,078.43	4,685.49
	Kit-4	CAS-03M-100K4	801 lbs	10,046.00	5,726.22
150K	Mount	CAS-03M-150M	199 lbs	2,692.81	1,615.69
	Kit-3	CAS-03M-150K3	602 lbs	8,073.43	4,685.49
	Kit-4	CAS-03M-150K4	801 lbs	10,046.00	5,726.22
200K	Mount	CAS-03M-200M	199 lbs	5,913.32	3,547.99
	Kit-3	CAS-03M-200K3	602 lbs	17,739.96	10,289.18
	Kit-4	CAS-03M-200K4	801 lbs	21,978.00	12,527.46
250K	Mount	CAS-03M-250M	180 lbs	5,913.32	3,547.99
	Kit-3	CAS-03M-250K3	538 lbs	17,739.96	10,289.18
	Kit-4	CAS-03M-250K4	720 lbs	21,978.00	12,527.46

CAS-03MW: Stainless Steel Welded Load Cell w/Mild Steel Mount

CAS-03MS: Stainless Steel Welded Load Cell w/Stainless Steel Mount

Capacity per module	Mount	Item #	Ship Weight	List Price	Dealer Price
10K	Mount	CAS-03MW-10M	38 lbs	1,224.02	734.41
	Kit-3	CAS-03MW-10K3	118 lbs	3,672.06	2,129.79
	Kit-4	CAS-03MW-10K4	153 lbs	4,896.08	2,790.77
20K	Mount	CAS-03MW-20M	38 lbs	1,224.02	734.41
	Kit-3	CAS-03MW-20K3	118 lbs	3,672.06	2,129.79
	Kit-4	CAS-03MW-20K4	153 lbs	4,896.08	2,790.77
30K	Mount	CAS-03MW-30M	99 lbs	1,820.00	1,092.00
	Kit-3	CAS-03MW-30K3	303 lbs	5,460.00	3,166.80
	Kit-4	CAS-03MW-30K4	400 lbs	7,280.00	4,149.60
40K	Mount	CAS-03MW-40M	99 lbs	1,820.00	1,092.00
	Kit-3	CAS-03MW-40K3	303 lbs	5,460.00	3,166.80
	Kit-4	CAS-03MW-40K4	400 lbs	7,280.00	4,149.60
50K	Mount	CAS-03MW-50M	99 lbs	1,820.00	1,092.00
	Kit-3	CAS-03MW-50K3	303 lbs	5,460.00	3,166.80
	Kit-4	CAS-03MW-50K4	400 lbs	7,280.00	4,149.60
60K	Mount	CAS-03MW-60M	99 lbs	1,820.00	1,092.00
	Kit-3	CAS-03MW-60K3	303 lbs	5,460.00	3,166.80
	Kit-4	CAS-03MW-60K4	400 lbs	7,280.00	4,149.60

Capacity per module	Mount	Item #	Ship Weight	List Price	Dealer Price
10K	Mount	CAS-03MS-10M	38 lbs	1,715.00	1,029.11
	Kit-3	CAS-03MS-10K3	118 lbs	5,145.54	2,984.41
	Kit-4	CAS-03MS-10K4	153 lbs	6,860.72	3,910.61
20K	Mount	CAS-03MS-20M	38 lbs	1,715.00	1,029.11
	Kit-3	CAS-03MS-20K3	118 lbs	5,145.54	2,984.41
	Kit-4	CAS-03MS-20K4	153 lbs	6,860.72	3,910.61
30K	Mount	CAS-03MS-30M	99 lbs	3,366.25	2,019.75
	Kit-3	CAS-03MS-30K3	303 lbs	10,098.75	5,857.28
	Kit-4	CAS-03MS-30K4	400 lbs	13,465.00	7,675.05
40K	Mount	CAS-03MS-40M	99 lbs	3,366.25	2,019.75
	Kit-3	CAS-03MS-40K3	303 lbs	10,098.75	5,857.28
	Kit-4	CAS-03MS-40K4	400 lbs	13,465.00	7,675.05
50K	Mount	CAS-03MS-50M	99 lbs	3,366.25	2,019.75
	Kit-3	CAS-03MS-50K3	303 lbs	10,098.75	5,857.28
	Kit-4	CAS-03MS-50K4	400 lbs	13,465.00	7,675.05
60K	Mount	CAS-03MS-60M	99 lbs	3,366.25	2,019.75
	Kit-3	CAS-03MS-60K3	303 lbs	10,098.75	5,857.28
	Kit-4	CAS-03MS-60K4	400 lbs	13,465.00	7,675.05



See literature for mount and load cell placement

DIMENSIONS

Rated Capacity	Dimensions												
	A	B	C	D	E	F	G	H	I	J	K	L	M
5K - 20K	11.00	5.31	7.50	8.00	4.00	6.00	3.00	0.50	0.75	0.56	1.06	5/8 - 18UNF	6.87
30K - 60K	15.00	8.43	10.00	11.50	6.00	8.00	5.12	0.75	1.00	0.68	1.19	1 - 14UNF	8.50
100K	18.00	10.37	12.00	14.00	9.00	10.00	7.50	1.25	1.25	0.81	1.38	1 - 14UNF	9.50
150K	18.00	10.37	12.00	14.00	9.00	10.00	7.50	1.25	1.25	0.81	1.38	1 - 14UNF	9.50
200K - 250K	26.00	16.75	12.00	20.00	6.00	12.00	9.00	2.00	2.00	1.06	1.88	1 1/2 - 12UNF	13.00

Mounts/LC

CAS-412M Series



Tank Mount

The CAS-412M is a low profile stainless steel canister assembly with integral mounting plates. Designed for use with tanks, bin & hopper weighing, silo, batching & blending.

- Hermetically Sealed
- Self Checking
- Self Checking Capability
- Country of Origin: China

Configurations

- Stainless Steel Load Cell with Stainless Steel Mount

Load Cells

CAS-412

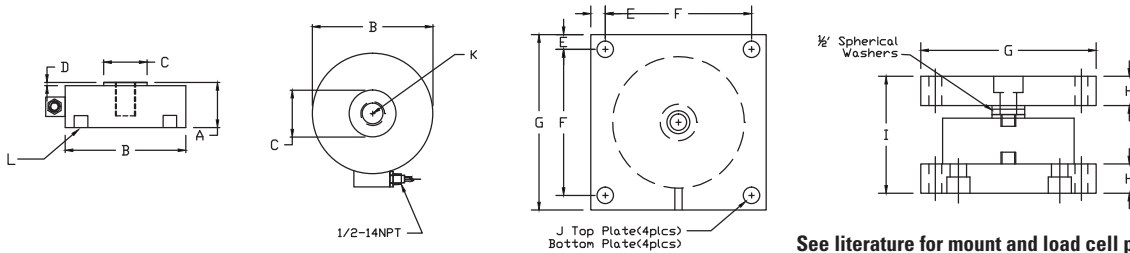


Kits

3 Mount or 4 Mount Kits available. Kits will include the CAS SS34AS NEMA 4X Stainless Steel Junction Box with 4 cell signal trim summing card and 25' of cable.

CAS-412M: Stainless Steel Load Cell w/Stainless Steel Mount

Capacity per module	Mount	Item #	Ship Weight	List Price	Dealer Price
10K	Mount	CAS-412M-10M	30 lbs	1,576.58	945.95
	Kit-3	CAS-412M-10K3	94 lbs	4,729.74	2,743.25
	Kit-4	CAS-412M-10K4	124 lbs	6,306.32	3,594.60
15K	Mount	CAS-412M-15M	30 lbs	1,576.58	945.95
	Kit-3	CAS-412M-15K3	94 lbs	4,729.74	2,743.25
	Kit-4	CAS-412M-15K4	124 lbs	6,306.32	3,594.60
20K	Mount	CAS-412M-20M	30 lbs	1,576.58	945.95
	Kit-3	CAS-412M-20K3	94 lbs	4,729.74	2,743.25
	Kit-4	CAS-412M-20K4	124 lbs	6,306.32	3,594.60
25K	Mount	CAS-412M-25M	30 lbs	1,576.58	945.95
	Kit-3	CAS-412M-25K3	94 lbs	4,729.74	2,743.25
	Kit-4	CAS-412M-25K4	124 lbs	6,306.32	3,594.60
30K	Mount	CAS-412M-30M	75 lbs	1,576.58	945.95
	Kit-3	CAS-412M-30K3	230 lbs	4,729.74	2,743.25
	Kit-4	CAS-412M-30K4	305 lbs	6,306.32	3,594.60
50K	Mount	CAS-412M-50M	75 lbs	1,576.58	945.95
	Kit-3	CAS-412M-50K3	230 lbs	4,729.74	2,743.25
	Kit-4	CAS-412M-50K4	305 lbs	6,306.32	3,594.60



See literature for mount and load cell placement

DIMENSIONS

Rated Capacity		Dimensions										
		A	B	C	D	E	F	G	H	I	J	K
Mount & Load Cell	10K - 25K	-	-	-	-	0.50	5.00	6.00	1.00	4.00	0.56	-
	30K - 50K	-	-	-	-	0.75	6.50	8.00	1.25	5.00	0.69	-
Load Cell Only	10K - 25K	2.18	4.50	1.62	0.50	3/8 - 24UNF x 1.00 deep					-	3/4 - 16UNF x 1.00 deep
	30K - 50K	2.51	4.50	1.62	0.50	3/8 - 24UNF x 1.00 deep					-	3/4 - 16UNF x 1.00 deep

CAS-6620 Series

Tank Mount

Capacities ranging from 1,000 lbs to 60,000 lbs

- Stainless steel load cell with complete hermetic seal IP68/69K rated
- Hygienic design utilizes few parts and smooth rounded surfaces for exceptional ease of cleaning
- Low profile pancake design
- Integrated lift off protection
- Country of Origin: Sri Lanka



Applications

Designed for hygienic food and pharma industrial use. Few parts and smooth surface make this mount ideal for Clean In Place and Sanitize In Place processes.

Configuration

- Stainless Steel Load Cell with Galvanized Steel Mount
- Stainless Steel Load Cell with Stainless Steel Mount

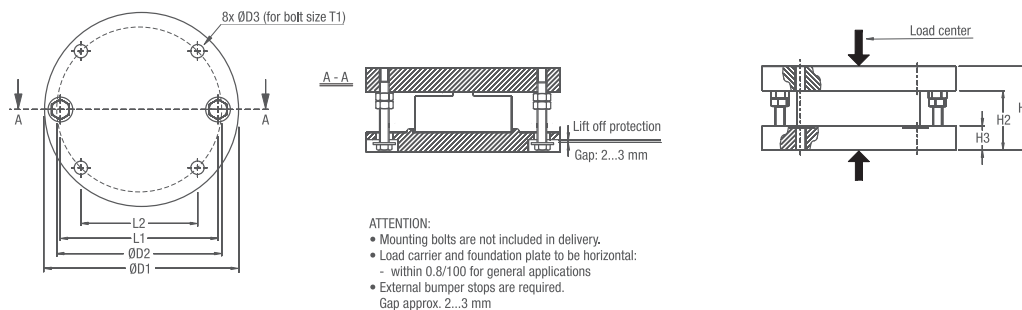
Load Cells

CAS-Q50



Kits

3 Mount or 4 Mount Kits available. Kits will include the CAS SS34AS NEMA 4X Stainless Steel Junction Box with 4 cell signal trim summing card and 25' of cable.



DIMENSIONS

Capacity	Dimensions									Max lift off force (t)
	D1	D2	D3	H1	H2	H3	L1	L2	T1	
1K to 10K	6.3	5.1	0.5	3.1	2.4	1.0	5.1	3.6	M12	2.5
20K	7.4	5.8	0.7	4.0	2.8	1.3	5.7	4.1	M16	4.5
40K, 60K	9.1	7.3	0.7	4.9	3.6	1.4	7.3	5.2	M16	4.5

CAS-6620: Stainless Steel Load Cell w/Galvanized Steel Mount

CAS-6620: Stainless Steel Load Cell w/Stainless Steel Mount

Capacity per module	Mount	Item #	Ship Weight	List Price	Dealer Price
1K	Mount	CAS-6620-1M		799.00	479.40
	Kit-3	CAS-6620-1K3		2,599.00	1,507.42
	Kit-4	CAS-6620-1K4		3,299.00	1,880.43
2K	Mount	CAS-6620-2M		799.00	479.40
	Kit-3	CAS-6620-2K3		2,599.00	1,507.42
	Kit-4	CAS-6620-2K4		3,299.00	1,880.43
4K	Mount	CAS-6620-4M		799.00	479.40
	Kit-3	CAS-6620-4K3		2,599.00	1,507.42
	Kit-4	CAS-6620-4K4		3,299.00	1,880.43
10K	Mount	CAS-6620-5M		799.00	479.40
	Kit-3	CAS-6620-5K3		2,599.00	1,507.42
	Kit-4	CAS-6620-5K4		3,299.00	1,880.43
20K	Mount	CAS-6620-20M		999.00	599.40
	Kit-3	CAS-6620-20K3		3,099.00	1,797.42
	Kit-4	CAS-6620-20K4		4,099.00	2,336.43
40K	Mount	CAS-6620-40M		1,499.00	899.40
	Kit-3	CAS-6620-40K3		4,599.00	2,667.42
	Kit-4	CAS-6620-40K4		6,099.00	3,476.43
60K	Mount	CAS-6620-60M		1,499.00	899.40
	Kit-3	CAS-6620-60K3		4,599.00	2,667.42
	Kit-4	CAS-6620-60K4		6,099.00	3,476.43

Capacity per module	Mount	Item #	Ship Weight	List Price	Dealer Price
1K	Mount	CAS-6620-1M		949.00	569.40
	Kit-3	CAS-6620-1K3		2,999.00	1,739.42
	Kit-4	CAS-6620-1K4		3,899.00	2,222.43
2K	Mount	CAS-6620-2M		949.00	569.40
	Kit-3	CAS-6620-2K3		2,999.00	1,739.42
	Kit-4	CAS-6620-2K4		3,899.00	2,222.43
4K	Mount	CAS-6620-4M		949.00	569.40
	Kit-3	CAS-6620-4K3		2,999.00	1,739.42
	Kit-4	CAS-6620-4K4		3,899.00	2,222.43
10K	Mount	CAS-6620-5M		949.00	569.40
	Kit-3	CAS-6620-5K3		2,999.00	1,739.42
	Kit-4	CAS-6620-5K4		3,899.00	2,222.43
20K	Mount	CAS-6620-20M		1,299.00	779.400
	Kit-3	CAS-6620-20K3		3,999.00	2,319.42
	Kit-4	CAS-6620-20K4		5,299.00	5,299.00
40K	Mount	CAS-6620-40M		1,599.00	959.40
	Kit-3	CAS-6620-40K3		4,899.00	2,841.42
	Kit-4	CAS-6620-40K4		6,599.00	6,599.00
60K	Mount	CAS-6620-60M		1,695.00	1,102.00
	Kit-3	CAS-6620-60K3		5,795.00	3,477.00
	Kit-4	CAS-6620-60K4		7,595.00	4,577.00

CAS-SP9M Series



Tank Mount

The CAS-SP9M tank mount assembly uses a hermetically sealed canister load cell with two attached mounting plates. The lower plate is rigidly mounted to the load cell. The top plate allows horizontal expansion but does not separate from the load cell.

- All Stainless Steel Construction
- Hermetically Sealed
- Country of Origin: China

Configuration

- Stainless Steel Mount with 5 Inch Plate
- Stainless Steel Mount with 8 Inch Plate

Load Cells

CAS-SP9



Kits

3 Mount or 4 Mount Kits available. Kits will include the CAS SS34AS NEMA 4X Stainless Steel Junction Box with 4 cell signal trim summing card and 25' of cable.

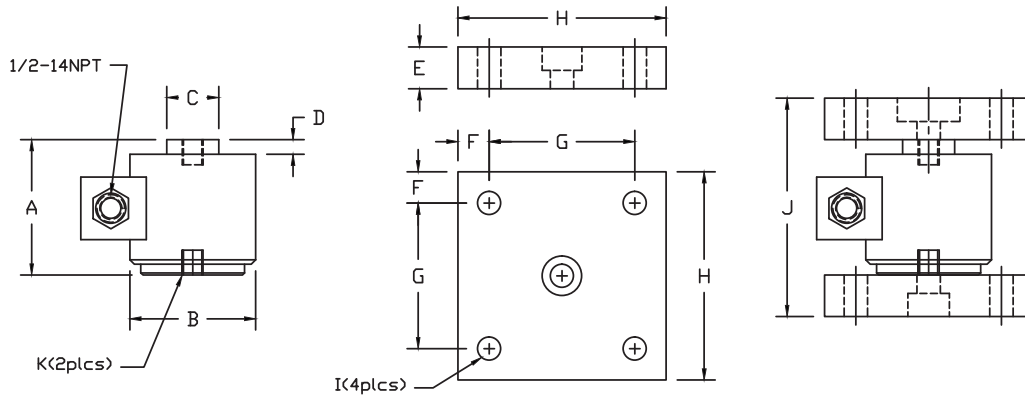
CAS-SP9M: 5 Inch Plates

Capacity per module	Mount	Item #	Ship Weight	List Price	Dealer Price
1K	Mount	CAS-SP9M5-1M	22 lbs	1,463.97	878.38
	Kit-3	CAS-SP9M5-1K3	70 lbs	4,391.91	2,547.31
	Kit-4	CAS-SP9M5-1K4	92 lbs	5,855.88	3,337.85
2K	Mount	CAS-SP9M5-2M	22 lbs	1,463.97	878.38
	Kit-3	CAS-SP9M5-2K3	70 lbs	4,391.91	2,547.31
	Kit-4	CAS-SP9M5-2K4	92 lbs	5,855.88	3,337.85
5K	Mount	CAS-SP9M5-5M	22 lbs	1,463.97	878.38
	Kit-3	CAS-SP9M5-5K3	70 lbs	4,391.91	2,547.31
	Kit-4	CAS-SP9M5-5K4	92 lbs	5,855.88	3,337.85
10K	Mount	CAS-SP9M5-10M	22 lbs	1,463.97	878.38
	Kit-3	CAS-SP9M5-10K3	70 lbs	4,391.91	2,547.31
	Kit-4	CAS-SP9M5-10K4	92 lbs	5,855.88	3,337.85
20K	Mount	CAS-SP9M5-20M	22 lbs	1,463.97	878.38
	Kit-3	CAS-SP9M5-20K3	70 lbs	4,391.91	2,547.31
	Kit-4	CAS-SP9M5-20K4	92 lbs	5,855.88	3,337.85
25K	Mount	CAS-SP9M5-25M	22 lbs	1,463.97	878.38
	Kit-3	CAS-SP9M5-25K3	70 lbs	4,391.91	2,547.31
	Kit-4	CAS-SP9M5-25K4	92 lbs	5,855.88	3,337.85
50K	Mount	CAS-SP9M5-50M	22 lbs	1,463.97	878.38
	Kit-3	CAS-SP9M5-50K3	70 lbs	4,391.91	2,547.31
	Kit-4	CAS-SP9M5-50K4	92 lbs	5,855.88	3,337.85
100K	Mount	CAS-SP9M5-100M	28 lbs	1,579.47	947.68
	Kit-3	CAS-SP9M5-100K3	88 lbs	4,738.41	2,748.28
	Kit-4	CAS-SP9M5-100K4	116 lbs	6,317.88	3,601.19

Mounts/LC

CAS-SP9M: 8 Inch Plates

Capacity per module	Mount	Item #	Ship Weight	List Price	Dealer Price	Capacity per module	Mount	Item #	Ship Weight	List Price	Dealer Price
1K	Mount	CAS-SP9M8-1M	44 lbs	1,645.88	987.53	50K	Mount	CAS-SP9M8-50M	44 lbs	1,645.88	987.53
	Kit-3	CAS-SP9M8-1K3	134 lbs	4,937.64	2,863.83		Kit-3	CAS-SP9M8-50K3	134 lbs	4,937.64	2,863.83
	Kit-4	CAS-SP9M8-1K4	178 lbs	6,583.52	3,752.61		Kit-4	CAS-SP9M8-50K4	178 lbs	6,583.52	3,752.61
2K	Mount	CAS-SP9M8-2M	44 lbs	1,645.88	987.53	100K	Mount	CAS-SP9M8-100M	50 lbs	1,761.39	1,056.83
	Kit-3	CAS-SP9M8-2K3	134 lbs	4,937.64	2,863.83		Kit-3	CAS-SP9M8-100K3	152 lbs	5,284.14	3,064.80
	Kit-4	CAS-SP9M8-2K4	178 lbs	6,583.52	3,752.61		Kit-4	CAS-SP9M8-100K4	202 lbs	7,045.52	4,015.95
5K	Mount	CAS-SP9M8-5M	44 lbs	1,645.88	987.53	150K	Mount	CAS-SP9M8-150M	68 lbs	2,223.38	1,334.03
	Kit-3	CAS-SP9M8-5K3	134 lbs	4,937.64	2,863.83		Kit-3	CAS-SP9M8-150K3	206 lbs	6,670.14	3,868.68
	Kit-4	CAS-SP9M8-5K4	178 lbs	6,583.52	3,752.61		Kit-4	CAS-SP9M8-150K4	274 lbs	8,893.52	5,069.31
10K	Mount	CAS-SP9M8-10M	44 lbs	1,645.88	987.53	200K	Mount	CAS-SP9M8-200M	68 lbs	2,223.38	1,334.03
	Kit-3	CAS-SP9M8-10K3	134 lbs	4,937.64	2,863.83		Kit-3	CAS-SP9M8-200K3	206 lbs	6,670.14	3,868.68
	Kit-4	CAS-SP9M8-10K4	178 lbs	6,583.52	3,752.61		Kit-4	CAS-SP9M8-200K4	274 lbs	8,893.52	5,069.31
20K	Mount	CAS-SP9M8-20M	44 lbs	1,645.88	987.53	250K	Mount	CAS-SP9M8-250M	272 lbs	2,223.38	1,334.03
	Kit-3	CAS-SP9M8-20K3	134 lbs	4,937.64	2,863.83		Kit-3	CAS-SP9M8-250K3	821 lbs	6,670.14	3,868.68
	Kit-4	CAS-SP9M8-20K4	178 lbs	6,583.52	3,752.61		Kit-4	CAS-SP9M8-250K4	1093 lbs	8,893.52	5,069.31
25K	Mount	CAS-SP9M8-25M	44 lbs	1,645.88	987.53						
	Kit-3	CAS-SP9M8-25K3	134 lbs	4,937.64	2,863.83						
	Kit-4	CAS-SP9M8-25K4	178 lbs	6,583.52	3,752.61						



See literature for mount and load cell placement

DIMENSIONS

Rated Capacity	Dimensions										
	A	B	C	D	E	F	G	H	I	J	K
1K - 50K	3.25	3.00	1.25	0.35	-	-	-	-	-	-	1/2 - 20UNF x .50
100K	5.00	4.00	2.31	0.55	-	-	-	-	-	-	1/2 - 20UNF x .50
150K - 200K	7.25	6.00	3.00	1.10	-	-	-	-	-	-	1/2 - 20UNF x .50
1K - 5K w/5" Plates	-	-	-	-	1.00	0.75	3.50	5.00	0.56	5.25	-
10K - 50K w/8" Plates	-	-	-	-	1.00	1.00	6.00	8.00	0.62	5.25	-
100K w/8" Plates	-	-	-	-	1.00	1.00	6.00	8.00	0.62	7.00	-
150K - 250K w/8" Plates	-	-	-	-	1.00	1.00	6.00	8.00	0.62	9.25	-

CAS-94M Series



Tank Mount

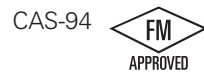
Tank weighing assembly is designed for use with tanks, bins, reactors, and large capacity storage silos.

- Easy Installation • Self Checking Capability
- Country of Origin: China

Configurations

- Alloy Steel Load Cell with Mild Steel Mount
- Stainless Steel Load Cell with Mild Steel Mount
- Stainless Steel Load Cell with Stainless Steel Mount

Load Cells



Kits

3 Mount or 4 Mount Kits available. Kits will include the CAS SS34AS NEMA 4X Stainless Steel Junction Box with 4 cell signal trim summing card and 25' of cable.

CAS-94M: Alloy Steel Load Cell w/Mild Steel Mount

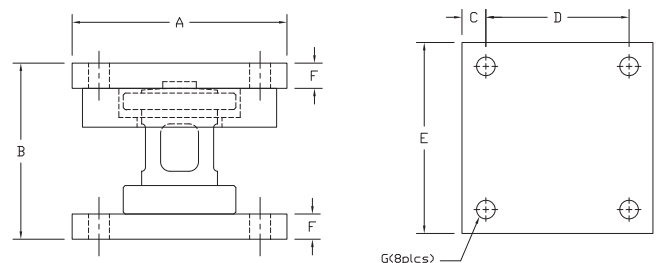
Capacity per module	Mount	Item #	Ship Weight	List Price	Dealer Price
50K	Mount	CAS-94M-50M	49 lbs	1,224.88	734.93
	Kit-3	CAS-94M-50K3	149 lbs	3,674.64	2,131.29
	Kit-4	CAS-94M-50K4	198 lbs	4,899.52	2,792.73
100K	Mount	CAS-94M-100M	90 lbs	1,527.49	916.49
	Kit-3	CAS-94M-100K3	272 lbs	4,582.47	2,657.83
	Kit-4	CAS-94M-100K4	362 lbs	6,109.96	3,482.68
200K	Mount	CAS-94M-200M	168 lbs	2,474.59	1,484.75
	Kit-3	CAS-94M-200K3	509 lbs	7,423.77	4,305.79
	Kit-4	CAS-94M-200K4	677 lbs	9,898.36	5,642.07
300K	Mount	CAS-94M-300M	264 lbs	2,959.69	1,775.81
	Kit-3	CAS-94M-300K3	797 lbs	8,879.07	5,149.86
	Kit-4	CAS-94M-300K4	1064 lbs	11,838.76	6,748.09

CAS-94MS: Stainless Steel Load Cell w/Mild Steel Mount

Capacity per module	Mount	Item #	Ship Weight	List Price	Dealer Price
50K	Mount	CAS-94MS-50M	49 lbs	1,513.63	908.18
	Kit-3	CAS-94MS-50K3	149 lbs	4,540.89	2,633.72
	Kit-4	CAS-94MS-50K4	198 lbs	6,054.52	3,451.08
100K	Mount	CAS-94MS-100M	90 lbs	2,078.74	1,247.24
	Kit-3	CAS-94MS-100K3	272 lbs	6,236.72	3,617.01
	Kit-4	CAS-94MS-100K4	362 lbs	8,134.96	4,739.53
200K	Mount	CAS-94MS-200M	168 lbs	3,183.34	1,910.00
	Kit-3	CAS-94MS-200K3	509 lbs	9,550.02	5,539.01
	Kit-4	CAS-94MS-200K4	677 lbs	12,733.36	7,258.02
300K	Mount	CAS-94MS-300M	264 lbs	3,668.44	2,201.06
	Kit-3	CAS-94MS-300K3	797 lbs	11,005.32	6,383.09
	Kit-4	CAS-94MS-300K4	1064 lbs	14,673.76	8,364.04

DIMENSIONS

Rated Capacity	Dimensions						
	A	B	C	D	E	F	G
50K	8.00	5.13	1.00	6.00	8.00	0.94	0.78
100K	10.00	7.38	1.25	7.50	10.00	1.19	1.12
200K	12.00	9.50	1.75	8.50	12.00	1.44	1.63
300K	14.00	11.00	2.25	9.50	14.00	1.94	1.63



See literature for mount and load cell placement

Mounts/LC

CAS-TSA Series

Truck Scale Mount

Capacities ranging from 10K lbs to 75K lbs

- High performance suspension system
- Center-loaded double ended shear beam
- Rubber pad provided for mounting
- Self checking design
- Country of Origin: China



CAS-TSA: Alloy Steel Load Cell w/Mild Steel Mount

Capacity per module	Mount	Item #	Ship Weight	List Price	Dealer Price
10K	Mount	CAS-TSA-10M	60 lbs	1,499.93	899.96
20K	Mount	CAS-TSA-20M	60 lbs	1,499.93	899.96
25K	Mount	CAS-TSA-25M	60 lbs	1,499.93	899.96
50K	Mount	CAS-TSA-5M	85 lbs	1,922.16	1,153.30
60K	Mount	CAS-TSA-60M	85 lbs	1,922.16	1,153.30
75K	Mount	CAS-TSA-75M	85 lbs	1,922.16	1,153.30

Applications

Designed for truck, track, horizontal tank, or general purpose. Light duty livestock to heavy duty vehicle scales

Configuration

- Alloy Steel Load Cell with Mild Steel Mount

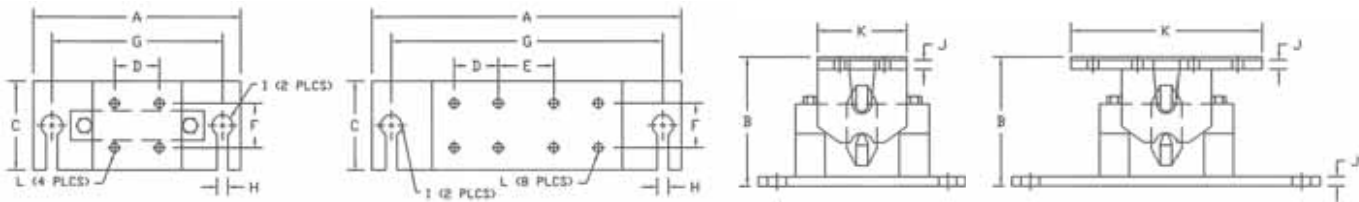
Load Cells

CAS-58



Kits

3 Mount or 4 Mount Kits available. Kits will include the CAS SS34AS NEMA 4X Stainless Steel Junction Box with 4 cell signal trim summing card and 25' of cable.



See literature for mount and load cell placement

DIMENSIONS

Rated Capacity	Dimensions												
	A	B	C	D	E	F	G	H	I	J	K	L	
10K, 20K, 25K	14.00	8.75	6.00	3.00	-	3.00	11.00	0.88	1.75	0.62	6.00	5/8-11UNC	
50K, 60K, 75K	18.00	11.00	7.00	3.00	4.00	3.50	14.00	1.10	2.00	0.75	12.75	3/4-10UNC	

J-Box - Summing Card & Cable

Junction Box & Summing Card

Stainless Steel Summing Box

- Includes Junction Box & Signal Trim Summing Card for 4, 6, or 8 cells
- Junction Box - High Polished Stainless Steel
- Signal Trim Range: 100K potentiometer, 25 turn cermet
- Watertight nylon compression fittings
Accepts .069-0395 wire diameters
- PC Board Sprayed with Transparent Silicone Protective Coating for Moisture Resistance
- Country of Origin: China



▲ 4-Cell J-Box/Summing Card

Load Cell Cable

- 4 Conductor or 6 Conductor Cable
- Strand/Strand Braided Shield/Strand Hostile/Teflon
- Country of Origin: China



▲ 6-Cell J-Box/Summing Card



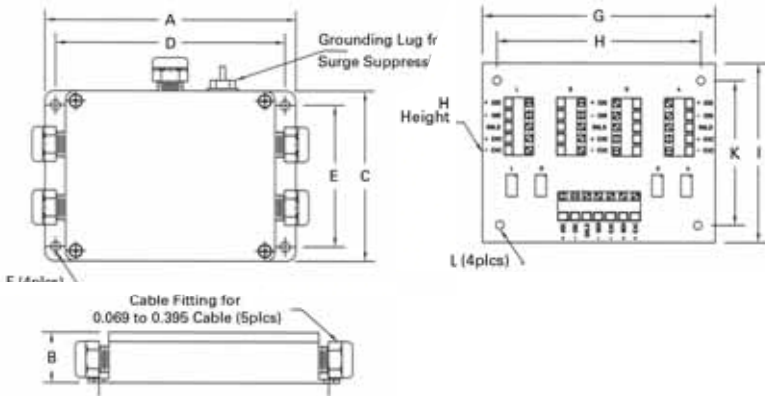
▲ 8-Cell J-Box/Summing Card

Item #	Model	Ship Weight	List Price	Dealer Price
CAS-SS34AS	Stainless Steel Junction Box w/ 4 Cell Signal Trim Summing Card	4 lbs	260.75	156.45
CAS-SS65AS	Stainless Steel Junction Box w/ 6 Cell Signal Trim Summing Card	4 lbs	460.85	276.51
CAS-SS85AS	Stainless Steel Junction Box w/ 8 Cell Signal Trim Summing Card	4 lbs	515.42	309.26
LC-CABLE25	25' Load Cell Cable	7 lbs	40.00	28.00
C0422SC	4 Conductor (22awg) 19/34 Strand Cable - Unit Size: 1 ft			1.60
C0622SC	6 Conductor (22awg) 19/34 Strand Cable - Unit Size: 1 ft			1.85
C0422SBS	4 Conductor (22awg) 19/34 Strand Braided Shield Cable - Unit Size: 1 ft			3.10
C0622SBS	6 Conductor (22awg) 19/34 Strand Braided Shield Cable - Unit Size: 1 ft			3.30
C0422HT	4 Conductor (22awg) 19/34 Strand Hostile/Teflon Cable - High Temp up to 550 F - Unit Size: 1 ft			3.50

J-Box & Summing Card

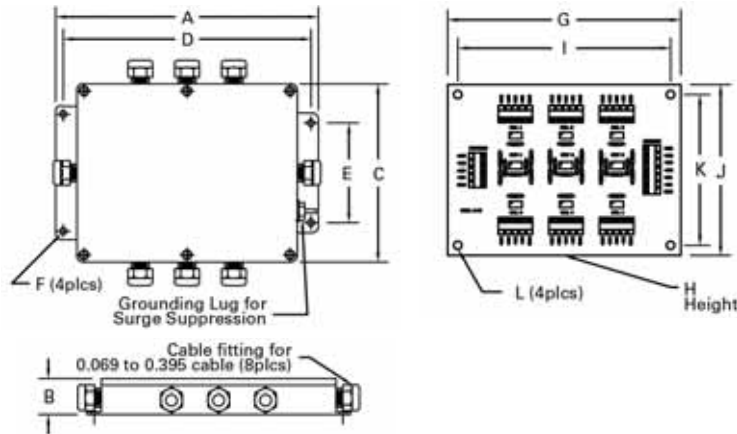
DIMENSIONS

4-Cell J-Box/Summing Card



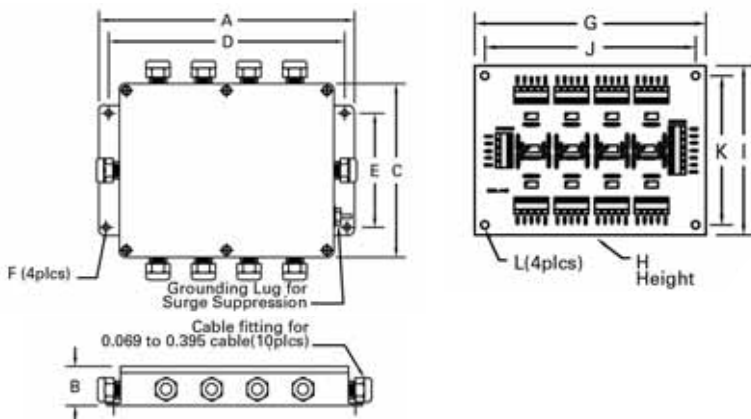
	Dimensions					
	A	B	C	D	E	F
Junction Box	7.00	1.55	4.48	6.50	3.73	0.28
	G	H	I	J	K	L
Summing Card	4.00	0.75	3.10	3.50	2.50	0.14

6-Cell J-Box/Summing Card



	Dimensions					
	A	B	C	D	E	F
Junction Box	9.81	1.87	6.50	9.00	4.37	0.25
	G	H	I	J	K	L
Summing Card	6.79	0.75	5.00	6.25	4.30	0.14

8-Cell J-Box/Summing Card



	Dimensions					
	A	B	C	D	E	F
Junction Box	9.81	1.87	6.50	9.00	4.37	0.25
	G	H	I	J	K	L
Summing Card	6.79	0.75	5.00	6.25	4.30	0.14

CAS-SBA Series



Load Cell

TENSION/COMPRESSION

- Available in 50lb up to 20klb versions
- Nickel Plated Tool Steel
- Environmentally Sealed
- Country of Origin: South Korea

Applications

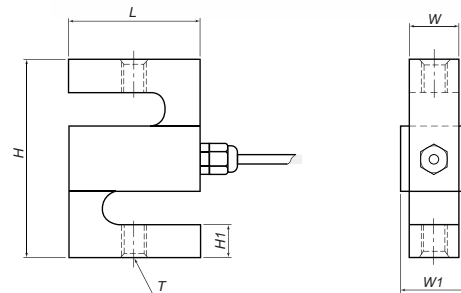
Tank Scales, Hopper Scales, Process Control, Mechanical Scale Conversions

Approvals



Interchangeable Products

Artech 20210	Rice Lake RL20000/20001
CAS SB	Revere 363
Celtron STC	Sensortronics 60001



Rated Capacity	Dimensions					
	H	H1	L	T	W	W1
50lb - 200lb	2.50 (63.5)	0.38 (9.75)	2.00 (50.8)	1/4 - 28UNF	0.50 (12.7)	0.60 (15.3)
250lb - 300lb	3.00 (76.2)	0.47 (12)	2.00 (50.8)	3/8 - 24UNF	0.50 (12.7)	0.80 (20)
500lb - 2klb	3.00 (76.2)	0.50 (12.6)	2.00 (50.8)	1/2 - 20UNF	0.75 (19)	1.06 (27)
2.5klb - 3klb	3.00 (76.2)	0.50 (12.6)	2.00 (50.8)	1/2 - 20UNF	1.00 (25.4)	1.30 (33)
5klb	4.25 (108)	0.75 (19)	3.03 (77)	3/4 - 16UNF	1.00 (25.4)	1.30 (33)
7.5klb - 10klb	4.75 (120.65)	0.87 (22)	3.50 (88.9)	3/4 - 16UNF	1.00 (25.4)	1.30 (33)
15klb	6.50 (165.1)	1.18 (30)	4.00 (101.8)	1 - 14UNF	1.25 (31.75)	1.55 (33.35)
20klb	7.00 (177.8)	1.26 (32)	5.00 (127)	1 1/4 - 12UNF	2.00 (50.8)	2.30 (58.4)

Specifications		
Rated Load (R.L.)	50lb, 75lb, 100lb, 150lb, 200lb, 250lb, 300lb, 500lb, 750lb, 1klb, 2klb, 2.5klb, 3klb, 5klb, 7.5klb, 10klb, 15klb, 20klb	
Rated Output (R.O.)	3 mV/V +/- 10%	
Accuracy Class	II 5,000S / IIL 10,000S	
Combined Error	< 0.02% R.O.	
Repeatability	< 0.01% R.O.	
Creep (30 minutes) / -10°C - +40°C	< 0.017% R.O.	
Zero Return	< 0.017% R.O.	
Temp. Effect on Zero / 10°C	< 0.014% R.O.	
Temp. Effect on Output / 10°C	< 0.011% R.O.	
Recommended Excitation Voltage	DC 10V	
Maximum Excitation Voltage	DC 15V	
Zero Balance	+/- 1% R.O.	
Input Resistance	400 +/- 25 ohms	
Output Resistance	350 +/- 3.5 ohms	
Insulation Resistance	> 2000 Megohms	
Cable Length	20' / 6m - 4 conductor with shield	
Compensated Temp. Range	-10°C - +40°C	
Safe Operating Temp. Range	-30°C - +80°C	
Safe Overload	150% Rated Capacity	
Protection Class	IP 65	
Cable Color Code	Red	+Excitation
	Black	-Excitation
	Green	+Signal
	White	-Signal
	Clear	Shield

CAS-SBA: Nickel Plated Tool Steel Load Cell

Item #	Capacity	Ship Weight (lb/kg)	List Price	Dealer Price
SBA-50L	50 lb	2 lbs	154.00	92.40
SBA-75L	75 lb			
SBA-100L	100 lb			
SBA-150L	150 lb			
SBA-200L	200 lb	2 lbs	179.00	107.40
SBA-250L	250 lb			
SBA-300L	300 lb			
SBA-500L	500 lb			
SBA-750L	750 lb			
SBA-1K	1 klb	2 lbs	189.00	113.40
SBA-1.5K	1.5 klb			
SBA-2K	2 klb			
SBA-2.5K	2.5 klb	2 lbs	199.00	119.40
SBA-3K	3 klb			
SBA-5K	5 klb			
SBA-7.5K	7.5 klb	4 lbs	229.00	137.40
SBA-10K	10 klb			
SBA-15K	15 klb	8 lbs	269.00	161.40
SBA-20K	20 klb			
NTEP # 96-073A1 - Legal for Trade				

Mounts/LC

CAS-SB Series



Load Cell

TENSION AND COMPRESSION

- 25 lb to 40,000 lb Capacities
- Stainless Steel, Stainless Steel Welded and Alloy Steel Construction
- Bi-Direction (tension and compression)
- Country of Origin: China

Applications

Crane Scales, Hanging Scales, Small Hopper & Tank Weighing Systems, Hybrid Systems, Belt Weighers

Approvals



CAS-SB & CAS-SBS Only

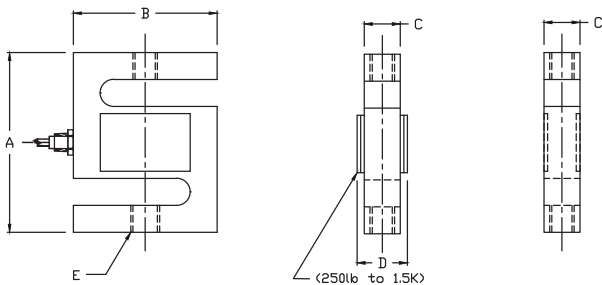


Weigh Modules

CAS-SBM

Interchangeable Products

- | | |
|----------------------------------|----------------------------|
| Alloy: CAS - SBA | SS: Celtron - STC SS |
| Alloy: Celtron - STC | SSW: Rice Lake 20001HE |
| Alloy: Rice Lake - RL20000/20001 | SSW: Sensortronics - 60063 |
| Sensortronics - 60001 | SSW: Celtron STC HSS |
| SS: Sensortronics - 60050 | |



Rated Capacity	Dimensions				
	A	B	C	D	E
25lb - 50lb	2.50	2.00	0.50	1.00	1/4 - 28UNF
100lb - 200lb	2.50	2.00	0.50	0.75	1/4 - 28UNF
250lb - 300lb	3.00	2.00	0.50	0.75	3/8 - 24UNF
500lb - 1.5K	3.00	2.00	0.75	1.00	1/2 - 20UNF
2K - 3K	3.00	2.00	1.00	-	1/2 - 20UNF
5K	4.25	3.00	1.00	-	3/4 - 16UNF
10K	4.75	3.50	1.00	-	3/4 - 16UNF
15K	5.50	4.00	1.25	-	1 - 14UNF
20K	7.00	5.00	2.00	-	1 1/4 - 12UNF
40K	7.50	5.50	2.50	-	1 1/2 - 12UNF

Specifications	CAS-SB	CAS-SBS	CAS-SBW
Rated Output (mV/V)	3.00 +/- 0.1%		2.00 +/- 0.1%
Nonlinearity	+/- 0.03% FS		
Hysteresis	+/- 0.02% FS		
Repeatability	+/- 0.01% FS		
Creep (30 minutes)	+/- 0.02% FS		
Zero Balance	+/- 1.00% FS		
Temp. Effect on Zero	+/- 0.0027% of rated output/°C		
Temp. Effect on Output	+/- 0.0015% of applied output/°C		
Input Impedance	385 +/- 10 ohms		
Output Impedance	350 +/- 3 ohms		
Insulation Resistance	2000 Megohms	5000 Megohms	
Excitation Voltage	10V AC/DC (20V Max)		
Compensated Temp. Range	-10°C - +40°C		
Operating Temp. Range	-20°C - +60°C		
Safe Overload	150% FS		
Cable Length	20' Standard		
Cable Color Code			
	Input	Green +Excitation	
		Black -Excitation	
	Output	White +Signal	
		Red -Signal	
Seal Type	Environmentally-Sealed, IP 67		Welded-Sealed, IP 67

CAS-SB: Alloy Steel Load Cell

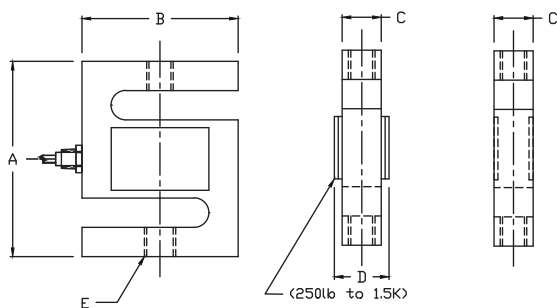
Item #	Capacity	Ship Weight	List Price	Dealer Price
CAS-SB-25L*	25 lb	3 lbs	190.58	114.35
CAS-SB-50L*	50 lb	3 lbs		
CAS-SB-100L*	100 lb	3 lbs		
CAS-SB-150L*	150 lb	3 lbs		
CAS-SB-200L*	200 lb	3 lbs		
CAS-SB-250L	250 lb	3 lbs		
CAS-SB-300L	300 lb	3 lbs		
CAS-SB-500L	500 lb	4 lbs		
CAS-SB-750L	750 lb	4 lbs		
CAS-SB-1K	1K	4 lbs		
CAS-SB-1AK	1.5K	4 lbs		
CAS-SB-2K	2K	4 lbs		
CAS-SB-2AK	2.5K	4 lbs		
CAS-SB-3K	3K	4 lbs		
CAS-SB-5K	5K	7 lbs	375.38	225.23
CAS-SB-10K	10K	7 lbs	525.53	315.32
CAS-SB-15K	15K	9 lbs		
CAS-SB-20K	20K	19 lbs		
CAS-SB-40K	40K	26 lbs		
			791.18	474.71
			955.00	573.00

*Non-NTEP

CAS-SB: Stainless Steel Load Cell

Item #	Capacity	Ship Weight	List Price	Dealer Price
CAS-SBS-100L	100 lb	3 lbs	340.73	204.44
CAS-SBS-150L	150 lb	3 lbs		
CAS-SBS-200L	200 lb	3 lbs		
CAS-SBS-250L	250 lb	3 lbs		
CAS-SBS-300L	300 lb	3 lbs		
CAS-SBS-500L	500 lb	4 lbs		
CAS-SBS-750L	750 lb	4 lbs		
CAS-SBS-1K	1K	4 lbs		
CAS-SBS-1AK	1.5K	4 lbs		
CAS-SBS-2K	2K	4 lbs		
CAS-SBS-2AK	2.5K	4 lbs		
CAS-SBS-3K	3K	4 lbs		
CAS-SBS-5K	5K	7 lbs	560.18	336.11
CAS-SBS-10K	10K	7 lbs		
CAS-SBS-15K *	15K	9 lbs	693.00	415.80
CAS-SBS-20K *	20K	19 lbs	1,039.50	623.70

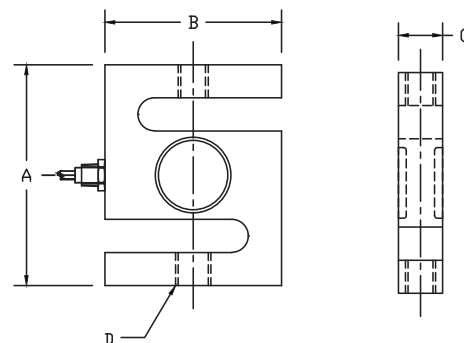
*Non-NTEP



Rated Capacity	Dimensions				
	A	B	C	D	E
100lb - 200lb	2.50	2.00	0.50	0.75	1/4 - 28UNF
250lb - 300lb	3.00	2.00	0.50	0.75	3/8 - 24UNF
500lb - 1.5K	3.00	2.00	0.75	1.00	1/2 - 20UNF
2K - 3K	3.00	2.00	1.00	-	1/2 - 20UNF
5K	4.25	3.00	1.00	-	3/4 - 16UNF
10K	4.75	3.50	1.00	-	3/4 - 16UNF
15K	5.50	4.00	1.25	-	1 - 14UNF
20K	7.00	5.00	2.00	-	1 1/4 - 12UNF

CAS-SB: Stainless Steel Welded Load Cell (Non-NTEP)


Item #	Capacity	Ship Weight	List Price	Dealer Price
CAS-SBW-750L	750 lb	4 lbs	606.38	363.83
CAS-SBW-1K	1K	4 lbs		
CAS-SBW-1AK	1.5K	4 lbs		
CAS-SBW-2K	2K	4 lbs		
CAS-SBW-2AK	2.5K	4 lbs		
CAS-SBW-3K	3K	4 lbs		
CAS-SBW-5K	5K	7 lbs	808.50	485.10
CAS-SBW-10K	10K	7 lbs		
CAS-SBW-15K	15K	9 lbs	1,039.50	623.70
CAS-SBW-20K	20K	19 lbs	1,264.73	758.84



Rated Capacity	Dimensions			
	A	B	C	E
750lb - 3K	3.00	2.00	0.75	1/2 - 20UNF
5K	4.25	3.00	1.00	3/4 - 16UNF
10K	4.75	3.50	1.00	3/4 - 16UNF
15K	5.50	4.00	1.25	1 - 14UNF
20K	7.00	5.00	2.00	1 1/4 - 12UNF

Mounts/LC

CAS-ULB Series



Load Cell

TENSION AND COMPRESSION

- 220 lbs to 11,000 lbs Capacities
- Stainless Steel Construction
- Protected up to IP67
- Bi-Direction (tension and compression)
- High Input Resistance
- Calibration in mV/V/Ω
- Improved potting makes the ULB suitable for use in industrial environments
- Country of Origin: Sri Lanka

Applications

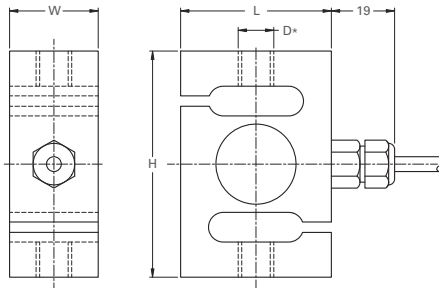
Crane Scales, Hanging Scales, Small Hopper and Tank Weighing Systems, Hybrid Systems with Lever Work, Belt Weighers and other load carriers with multiple load cells

Approvals



Weigh Modules

CAS-5304LB




Rated Capacity	Dimensions					
	H	L	W	Metric Thread D-M	Unified Thread D-U	Unified Thread D-H
220 - 1100 lbs	76.2	49	30	M12	1/2 - 20	-
2200 lbs	76.2	49	30	M16	1/2 - 20	5/8 - 18
4400 lbs	86.1	76.2	30	M16	5/8 - 18	-
6600 lbs	88.7	88.7	40	M20 x 1.5	3/4 - 16	-
11000 lbs	146	91.2	56.4	M24 x 2	1 - 12	-

Specifications		
Combined Error	≤ +/- 0.0500%*RO	
Rated Output (mV/V)	2.00 +/- 0.1%	
Nonlinearity	≤ +/- 0.0400%*RO	
Hysteresis	≤ +/- 0.0400%*RO	
Creep (30 minutes)	≤ +/- 0.0600%*RO	
Zero Balance	≤ +/- 5%*RO	
Temp. Effect on Min. Dead Load Output	≤ +/- 0.0400%*RO / 10°C	
Temp. Effect on Sensitivity	≤ +/- 0.0200%*RO / 10°C	
Input Resistance	1100 +/- 50 ohms	
Output Resistance	1000 +/- 2 ohms	
Insulation Resistance	≥ 5000 Megohms	
Excitation Voltage	5...15 V	
Compensated Temp. Range	-10°C... +40°C	
Operating Temp. Range	-20°C... +65°C (ATEX -20°C... +60°C)	
Safe Overload	200%*E _{max}	
Ultimate Load	300%*E _{max}	
Cable Length	6m, Shielded, 4 Conductor Cable, Cable Jack Polyurethane	
Cable Color Code		
	Input	Green +Excitation
		Black -Excitation
	Output	White +Signal
		Red -Signal
	Yellow Shield	
Seal Type	Potted, IP67	

CAS-ULB: Stainless Steel Load Cell

Item #	Capacity	Ship Weight	List Price	Dealer Price
CAS-ULB-220L	220 lbs	3 lbs	430.50	258.30
CAS-ULB-440L	440 lbs	3 lbs		
CAS-ULB-1K	1100 lbs	3 lbs		
CAS-ULB-2K	2200 lbs	3 lbs	579.60	347.76
CAS-ULB-4K	4400 lbs	5 lbs	698.25	418.95
CAS-ULB-6K	6600 lbs	6 lbs	810.60	486.36
CAS-ULB-11K	11,000 lbs	12 lbs		

CAS-UB6 Series



Load Cell

TENSION AND COMPRESSION

- 225 lbs to 1,125 lbs Capacities
- Stainless Steel Construction
- Complete Hermetic Sealing
- Protected up to IP68
- Bi-Direction (tension and compression)
- High Input Resistance
- Calibration in mV/V/Ω
- Suitable for use in harsh industrial environments
- Country of Origin: Sri Lanka

Applications

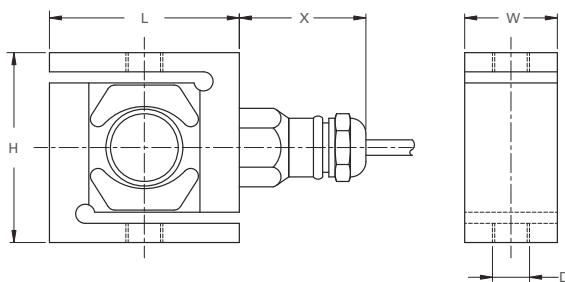
Crane Scales, Hanging Scales, Small Hopper and Tank Weighing Systems, Hybrid Systems with Lever Work, Belt Weighers and other load carriers with multiple load cells

Approvals



Weigh Modules

CAS-5304B



Rated Capacity	Dimensions				
	H	L	W	X	D
UB6-225/450/1125 lbs	2.4	2.4	1.2	1.6	M12


Specifications	
Combined Error	≤ +/- 0.0500%*RO
Rated Output (mV/V)	2.00 +/- 0.1%
Nonlinearity	≤ +/- 0.0400%*RO
Hysteresis	≤ +/- 0.0400%*RO
Creep (30 minutes)	≤ +/- 0.0600%*RO
Zero Balance	≤ +/- 5%*RO
Temp. Effect on Min. Dead Load Output	≤ +/- 0.0400%*RO / 10°C
Temp. Effect on Sensitivity	≤ +/- 0.0200%*RO / 10°C
Input Resistance	1100 +/- 50 ohms
Output Resistance	1000 +/- 2 ohms
Insulation Resistance	≥ 5000 Megohms
Excitation Voltage	5...15 V
Compensated Temp. Range	-10°C... +40°C
Operating Temp. Range	-40°C... +80°C (ATEX -40°C... +60°C)
Safe Overload	200%*Emax
Ultimate Load	300%*Emax
Cable Length	6m, Shielded, 4 Conductor Cable, Cable Jack Polyurethane
Cable Color Code	
Input	Green +Excitation
	Black -Excitation
Output	White +Signal
	Red -Signal
	Yellow Shield
Seal Type	Complete Hermetic Sealing, IP68 (up to 2m water depth)/IP69K

Mounts/LC

CAS-UB6: Stainless Steel Load Cell

Item #	Capacity	Ship Weight	List Price	Dealer Price
CAS-UB6-2L	225 lbs	3 lbs	646.80	388.08
CAS-UB6-4L	450 lbs	3 lbs		
CAS-UB6-1K	1125 lbs	3 lbs		

CAS-UB1 Series



Load Cell

TENSION AND COMPRESSION

- 2,250 lb to 11,250 lb Capacities
- Stainless Steel Construction
- Complete Hermetic Sealing
- Protected up to IP68
- Bi-Direction (tension and compression)
- High Input Resistance
- Calibration in mV/V/Ω
- Suitable for use in harsh industrial environments
- Country of Origin: Sri Lanka

Applications

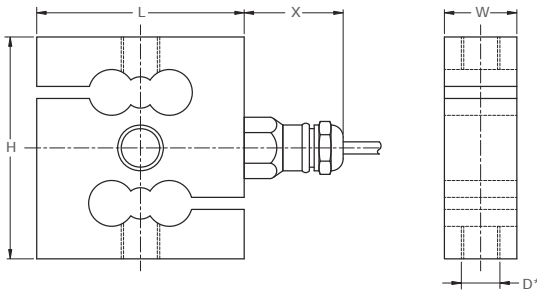
Crane Scales, Hanging Scales, Small Hopper and Tank Weighing Systems, Hybrid Systems with lever work, Belt Weighers and other load carriers with multiple load cells

Approvals



Weigh Modules

CAS-5304B



Rated Capacity	Dimensions				
	H	L	W	X	D
UB1 2250/4500 lbs	3.6	3.8	1.2	1.6	M16
UB1 11250 lbs	5.4	5.6	1.7	1.6	M24 x 2

Specifications		
Combined Error	≤ +/- 0.0500%*RO	
Rated Output (mV/V)	2.00 +/- 0.1%	
Nonlinearity	≤ +/- 0.0400%*RO	
Hysteresis	≤ +/- 0.0400%*RO	
Creep (30 minutes)	≤ +/- 0.0600%*RO	
Zero Balance	≤ +/- 5%*RO	
Temp. Effect on Min. Dead Load Output	≤ +/- 0.0400%*RO / 10°C	
Temp. Effect on Sensitivity	≤ +/- 0.0200%*RO / 10°C	
Input Resistance	1100 +/- 50 ohms	
Output Resistance	1000 +/- 2 ohms	
Insulation Resistance	≥ 5000 Megohms	
Excitation Voltage	5...15 V	
Compensated Temp. Range	-10°C... +40°C	
Operating Temp. Range	-40°C... +80°C (ATEX -40°C... +60°C)	
Safe Overload	200%*E _{max}	
Ultimate Load	300%*E _{max}	
Cable Length	6m, Shielded, 4 Conductor Cable, Cable Jack Polyurethane	
Cable Color Code		
	Input	Green +Excitation
		Black -Excitation
	Output	White +Signal
		Red -Signal
	Yellow Shield	
Seal Type	Complete Hermetic Sealing, IP68 (up to 2m water depth)/IP69K	

CAS-UB1: Stainless Steel Load Cell

Item #	Capacity	Ship Weight	List Price	Dealer Price
CAS-UB1-2K	2250 lbs	4 lbs	750.75	450.45
CAS-UB1-4K	4500 lbs	4 lbs		
CAS-UB1-11K	11250 lbs	14 lbs	981.75	589.05

BCM Series



Load Cell

SINGLE POINT

- Available in 50kgf (100lb) up to 500kgf (1000lb) versions
- Aluminum Alloy Construction
- Compatible with other sources
- Country of Origin: South Korea

Applications

Bench Scales, Platform Scales, Check Weighing Systems

Approvals



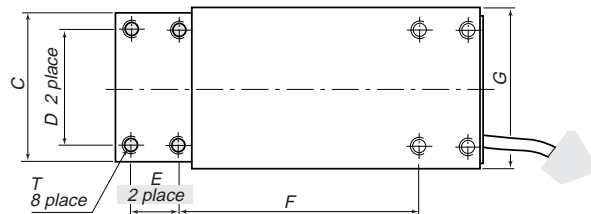
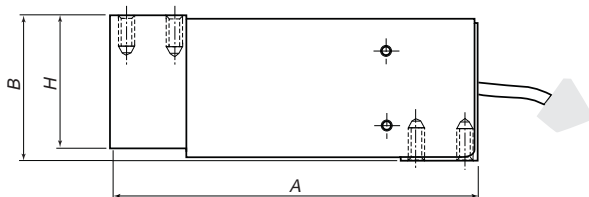
Interchangeable Products

Artech 60410	Revere 652
Celtron LOC	Sensortronics 60060
Rice Lake RL1250	Tedea 1250

CAS-BCM: Aluminum Alloy Load Cell

Item #	Capacity	Ship Weight (lb/kg)	List Price	Dealer Price
BCM-50L	50kgf	5 lbs	199.00	119.40
BCM-75L	75kgf			
BCM-100L	100kgf			
BCM-150L	150kgf			
BCM-200L	200kgf			
BCM-300L	300kgf			
BCM-500L	500kgf			
NTEP # 97-008 - Legal for Trade				

Specifications		
Rated Load (R.L)	50kgf, 75kgf, 100kgf, 150kgf, 200kgf, 300kgf, 500kgf	
Rated Output (R.O.)	2 mV/V +/- 10%	
Accuracy Class	II	
Combined Error	< 0.02% R.O.	
Repeatability	< 0.01% R.O.	
Creep (30 minutes) / -10°C - +40°C	< 0.017% R.O.	
Temp. Effect on Zero / 10°C	< 0.014% R.O.	
Temp. Effect on Output / 10°C	< 0.011% R.O.	
Recommended Excitation Voltage	DC 10V	
Maximum Excitation Voltage	DC 15V	
Zero Balance	+/- 5% R.O.	
Input Resistance	400 +/- 20 ohms	
Output Resistance	350 +/- 3.5 ohms	
Insulation Resistance	> 2000 Megohms	
Cable Length	10' / 3.3m - 4 or 6 conductor with shield	
Compensated Temp. Range	-10°C - +40°C	
Safe Operating Temp. Range	-20°C - +70°C	
Safe Overload	150% Rated Capacity	
Protection Class	IP 65	
Cable Color Code	Red	+Excitation
	Black	-Excitation
	Green	+Signal
	White	-Signal
	Blue	+Remote sense
	Brown	-Remote sense
Clear	Shield	



Rated Capacity	Dimensions								
	A	B	C	D	E	F	G	H	T
50kgf - 500kgf	7.52 (191)	2.97 (75.4)	3.0 (76.2)	2.358 (59.9)	0.980 (24.9)	4.921 (125)	3.2 (81.4)	2.67 (67.8)	5/16 - 18DNC

Mounts/LC

CAS-22 Series



Load Cell

SINGLE POINT

- 3 kg to 100 kg Capacities
- Aluminum Construction - Protected up to IP67 Standards
- NTEP 1:5,000 Class III & FM Approved
- Country of Origin: China

Applications

Single point, environmentally sealed aluminum load cells for light to medium capacity bench scale applications including CAS 10" x 10" Enduro DXL platforms.

Approvals



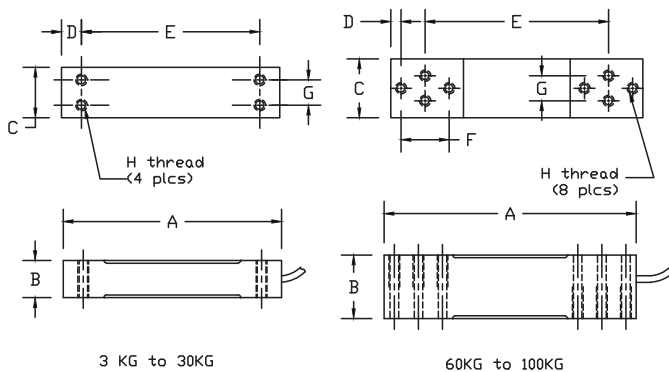
Weigh Modules

N/A

Interchangeable Products

Artech - 61022
 BLH - C2G1
 Celtron - LPS
 Fairbanks - 4900 Series

HBM- PW6K
 NMB - C2G1
 Rice Lake - RL1521A
 Teda - 1022



Rated Capacity	Dimensions							
	A	B	C	D	E	F	G	H
3 kg	2.76	0.87	0.59	0.24	2.28	-	0.28	M3
5 kg - 30 kg	5.12	0.87	1.18	0.47	4.17	-	0.59	M6
60 kg - 100 kg	5.91	1.57	1.38	0.28	4.61	0.75	0.59	M6

Specifications	
Rated Output (mV/V)	2.00 +/- 10%
Nonlinearity	+/- 0.02% FS
Hysteresis	+/- 0.02% FS
Repeatability	+/- 0.02% FS
Creep (30 minutes)	+/- 0.03% FS
Zero Balance	+/- 1.00% FS
Temp. Effect on Zero	+/- 0.002% of rated output/°C
Temp. Effect on Output	+/- 0.001% of applied output/°C
Input Impedance	410 +/- 10 ohms
Output Impedance	350 +/- 3 ohms
Insulation Resistance	5000 Megohms
Excitation Voltage	10V AC/DC (20V Max)
Compensated Temp. Range	-10°C - +40°C
Operating Temp. Range	-20°C - +60°C
Safe Overload	150% FS
Cable Length	10' Standard Cable
Cable Color Code	
Input	Green +Excitation
	Black -Excitation
Output	White +Signal
	Red -Signal
Seal Type	Environmentally-Sealed, IP 67
Max Platform Size	13.7 x 13.7 in / 350 x 350 mm

Mounts/LC

CAS-22: Aluminum Load Cell

Item #	Capacity	Ship Weight (lb/kg)	List Price	Dealer Price
CAS-22-3L	3 kg	2 lbs	141.75	85.05
CAS-22-5L	5 kg	2 lbs		
CAS-22-6L	6 kg	2 lbs		
CAS-22-7L	7 kg	2 lbs		
CAS-22-10L	10 kg	2 lbs		
CAS-22-15L	15 kg	2 lbs		
CAS-22-20L	20 kg	2 lbs		
CAS-22-30L	30 kg	2 lbs		
CAS-22-60L	60 kg	2 lbs		
CAS-22-75L	75 kg	2 lbs		
CAS-22-100L	100 kg	2 lbs		

*Non-NTEP

CAS-40 Series



Load Cell

SINGLE POINT

- 5 kg to 100 kg Capacities
- Aluminum Construction - Protected up to IP67 Standards
- NTEP 1:5,000 Class III & FM Approved
- Country of Origin: China

Applications

Single point, environmentally sealed, aluminum loads cells for light to medium capacity bench scale applications, including CAS Enduro DXL 12" x 12" and 15" x 15" platforms.

Approvals



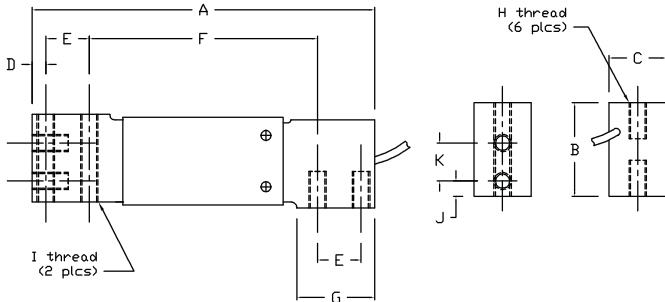
Weigh Modules

N/A

Interchangeable Products

Celtron LOC
Rice Lake RL1040

Tedea 1040
Transcell FAS



Rated Capacity	Dimensions							
	A	B	C	D	E	F	G	H
5 kg - 100kg	5.91	1.57	1.03	0.24	0.75	3.94	1.339	0.75
	I	J		K				
	0.37	1/4 - 20UNC x 0.50dp		1/4-28UNFx0.50dp				

Specifications

Rated Output (mV/V)	2.00 +/- 10%	
Nonlinearity	+/- 0.02% FS	
Hysteresis	+/- 0.02% FS	
Repeatability	+/- 0.02% FS	
Creep (30 minutes)	+/- 0.03% FS	
Zero Balance	+/- 1.00% FS	
Temp. Effect on Zero	+/- 0.002% of rated output/°C	
Temp. Effect on Output	+/- 0.001% of applied output/°C	
Input Impedance	410 +/- 10 ohms	
Output Impedance	350 +/- 3 ohms	
Insulation Resistance	5000 Megohms	
Excitation Voltage	10V AC/DC (20V Max)	
Compensated Temp. Range	-10°C - +40°C	
Operating Temp. Range	-20°C - +60°C	
Safe Overload	150% FS	
Cable Length	10' 4 Conductor Cable	
Cable Color Code	Input	Green +Excitation
		Black -Excitation
	Output	Red +Signal
		White -Signal
Seal Type	Environmentally-Sealed, Potted, IP 67	
Max Platform Size	15.7 x 15.7 in / 400 x 400 mm	

CAS-40: Aluminum Load Cell

Item #	Capacity	Ship Weight (lb/kg)	List Price	Dealer Price
CAS-40-5L*	5 kg	2 lbs	192.00	115.20
CAS-40-7L*	7 kg	2 lbs		
CAS-40-10L	10 kg	2 lbs		
CAS-40-15L	15 kg	2 lbs		
CAS-40-20L	20 kg	2 lbs		
CAS-40-30L	30 kg	2 lbs		
CAS-40-50L	50 kg	2 lbs		
CAS-40-75L	75 kg	2 lbs		
CAS-40-100L	100 kg	3 lbs		

*Non-NTEP

CAS-42 Series



Load Cell

SINGLE POINT

- 3 kg to 100 kg Capacities
- Aluminum Construction - Protected up to IP67 Standards
- NTEP 1:5,000 Class III & FM Approved
- Country of Origin: China

Applications

Single point, environmentally sealed, aluminum loads cells for light to medium capacity bench scale applications, including CAS Enduro DXL 12" x 12" and 15" x 15" platforms.

Approvals

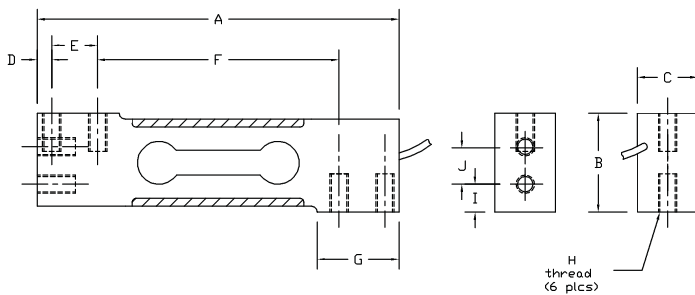


Weigh Modules

N/A

Interchangeable Products

- | | |
|-----------------|--------------------|
| Artech - 879 | Revere - 642 |
| Cardinal - TSP | Rice Lake - RL1042 |
| CAS - BCA | Rice Lake - RLSP4 |
| Flintec - PC 42 | Scaime - AG |
| HBM - SP4 | Tedea - 1042 |



Rated Capacity	Dimensions									
	A	B	C	D	E	F	G	H	I	J
3 - 30 kg	5.91	1.575	0.787	0.24	0.75	3.937	1.339	0.75	0.37	1/4 - 20UNC x 0.44dp
50 - 100 kg	5.91	1.575	0.992	0.24	0.75	3.937	1.339	0.75	0.37	1/4 - 20UNC x 0.44dp

Specifications		
Rated Output (mV/V)	2.00 +/- 10%	
Nonlinearity	+/- 0.02% FS	
Hysteresis	+/- 0.02% FS	
Repeatability	+/- 0.02% FS	
Creep (30 minutes)	+/- 0.03% FS	
Zero Balance	+/- 1.00% FS	
Temp. Effect on Zero	+/- 0.002% of rated output/°C	
Temp. Effect on Output	+/- 0.001% of applied output/°C	
Input Impedance	410 +/- 10 ohms	
Output Impedance	350 +/- 3 ohms	
Insulation Resistance	5000 Megohms	
Excitation Voltage	10V AC/DC (20V Max)	
Compensated Temp. Range	-10°C - +40°C	
Operating Temp. Range	-20°C - +60°C	
Safe Overload	150% FS	
Cable Length	10' 4 Conductor Cable	
Cable Color Code	Input	Green +Excitation
		Black -Excitation
	Output	Red +Signal
		White -Signal
Seal Type	Environmentally-Sealed, IP 67	
Max Platform Size	15.7 x 15.7 in / 400 x 400 mm	

Mounts/LC

CAS-42: Aluminum Load Cell

Item #	Capacity	Ship Weight (lb/kg)	List Price	Dealer Price
CAS-42-3L	3 kg	2 lbs	185.00	111.00
CAS-42-5L	5 kg	2 lbs		
CAS-42-7L	7 kg	2 lbs		
CAS-42-10L	10 kg	2 lbs		
CAS-42-15L	15 kg	2 lbs		
CAS-42-20L	20 kg	2 lbs		
CAS-42-30L	30 kg	2 lbs		
CAS-42-50L	50 kg	2 lbs		
CAS-42-75L	75 kg	2 lbs		
CAS-42-100L	100 kg	3 lbs		

CAS-50SS Series

Load Cell

Potted Single Point

- 50 kg to 1,000 kg Capacities
- Stainless Steel Construction - Protected up to IP67 Standards
- FM Approved
- Country of Origin: China

Applications

Single point, stainless steel, environmentally sealed, IP67 rated load cell for light to medium capacity bench scale applications.

Approvals

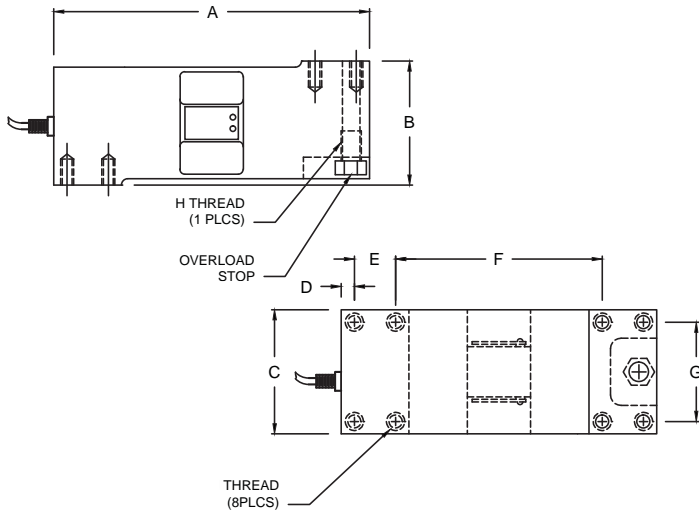


Weigh Modules

N/A

Interchangeable Products

- | | |
|------------------------|-----------------|
| Rice Lake - RL1250 | HBM - PW12 |
| Rice Lake - RLPWM12 | Artech - 60410 |
| Tedea-Huntleigh - 1250 | CAS - BCM |
| Revere - 652 | Transcell - FAY |
| Celtron - LOC | Flintec - PCB* |



Rated Capacity	Dimensions						
	A	B	C	D	E	F	G
50 kg - 1000 kg	7.52	2.95	2.95	0.31	0.98	4.92	2.36
	H		I		J	K	
50 kg - 1000 kg	1/2-20UNFx0.50dp		5/16-18UNCx0.62dp		0.37	0.75	

Specifications		
Rated Output (mV/V)	2.00 +/- 10%	
Nonlinearity	+/- 0.02% FS	
Hysteresis	+/- 0.02% FS	
Repeatability	+/- 0.02% FS	
Creep (30 minutes)	+/- 0.03% FS	
Zero Balance	+/- 1.00% FS	
Temp. Effect on Zero	+/- 0.002% of rated output/°C	
Temp. Effect on Output	+/- 0.001% of applied output/°C	
Input Impedance	410 +/- 10 ohms	
Output Impedance	350 +/- 3 ohms	
Insulation Resistance	5000 Megohms	
Excitation Voltage	10V AC/DC (20V Max)	
Compensated Temp. Range	-10°C - +40°C	
Operating Temp. Range	-20°C - +60°C	
Safe Overload	150% FS	
Cable Length	10' 4 Conductor Cable	
Cable Color Code	Input	Green +Excitation
		Black -Excitation
	Output	White +Signal
		Red -Signal
Seal Type	Environmentally-Sealed, Potted, IP 67	
Max Platform Size	24 x 24 in / 600 x 600 mm	

CAS-50SS: Stainless Steel Load Cell

Item #	Capacity	Ship Weight (lb/kg)	List Price	Dealer Price
CAS-50S-50L	50 kg		866.25	519.75
CAS-50S-75L	75 kg			
CAS-50S-100L	100 kg			
CAS-50S-150L	150 kg			
CAS-50S-200L	200 kg			
CAS-50S-250L	250 kg			
CAS-50S-300L	300 kg			
CAS-50S-500L	500 kg			
CAS-50S-635L	635 kg			
CAS-50S-1K	1000 kg			

CAS-50 Series



Load Cell

SINGLE POINT

- 50 kg to 1,000 kg Capacities
- Aluminum Construction - Protected up to IP67 Standards
- NTEP 1:5,000 Class III & FM Approved
- Country of Origin: China

Applications

Single point, environmentally sealed, aluminum load cells for medium capacity bench scale applications.

Approvals



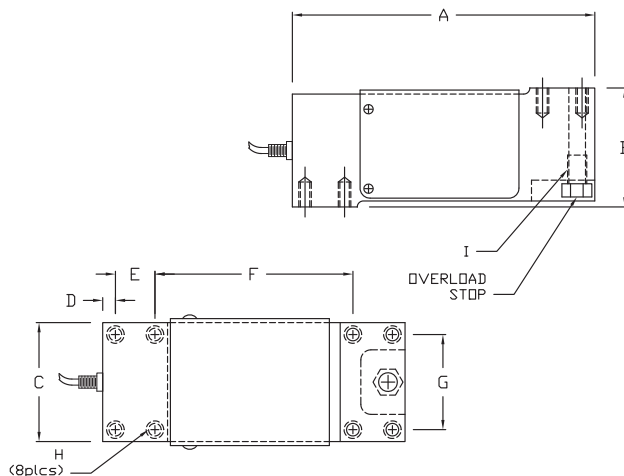
Weigh Modules

N/A

Interchangeable Products

Artech - 60410
CAS - BCM
Celtron - LOC
Flintec - PCB
HBM - PW12

Revere - 652
Rice Lake - RL1250
Rice Lake - RLPWM12
Teda - 1250
Transcell - FAY



Rated Capacity	Dimensions						
	A	B	C	D	E	F	G
50 to 1,000 kg	7.52	2.95	2.95	0.31	0.98	4.92	2.36
	H			I			
50 to 1,000 kg	1/2 - 20UNF x 0.50dp			5/16 - 18UNC x 0.62dp			

Specifications	
Rated Output (mV/V)	2.00 +/- 10%
Nonlinearity	+/- 0.02% FS
Hysteresis	+/- 0.02% FS
Repeatability	+/- 0.02% FS
Creep (30 minutes)	+/- 0.03% FS
Zero Balance	+/- 1.00% FS
Temp. Effect on Zero	+/- 0.002% of rated output/°C
Temp. Effect on Output	+/- 0.001% of applied output/°C
Input Impedance	410 +/- 10 ohms
Output Impedance	350 +/- 3 ohms
Insulation Resistance	5000 Megohms
Excitation Voltage	10V AC/DC (20V Max)
Compensated Temp. Range	0°C - +30°C
Operating Temp. Range	-20°C - +60°C
Safe Overload	150% FS
Cable Length	10' 4 Conductor Cable
Cable Color Code	
Input	Green +Excitation
	Black -Excitation
Output	White +Signal
	Red -Signal
Seal Type	Environmentally-Sealed, IP 67
Max Platform Size	24 x 24 in / 600 x 600 mm

Mounts/LC

CAS-50: Aluminum Load Cell

Item #	Capacity	Ship Weight (lb/kg)	List Price	Dealer Price
CAS-50-50L	50 kg	5 lbs	325.50	195.30
CAS-50-75L	75 kg	5 lbs		
CAS-50-100L	100 kg	5 lbs		
CAS-50-150L	150 kg	6 lbs		
CAS-50-200L	200 kg	6 lbs		
CAS-50-250L	250 kg	6 lbs		
CAS-50-300L	300 kg	6 lbs		
CAS-50-500L	500 kg	6 lbs		
CAS-50-635L*	635 kg	6 lbs		
CAS-50-1K*	1,000 kg	7 lbs		

*Non-NTEP

CAS-50A Series



Load Cell

SINGLE POINT

- 50 kg to 635 kg Capacities
- Aluminum Construction - Protected up to IP67 Standards
- NTEP 1:5,000 Class III & FM Approved
- Country of Origin: China

Applications

Single point, environmentally sealed, aluminum load cells for medium to heavy capacity bench scale applications.

Approvals

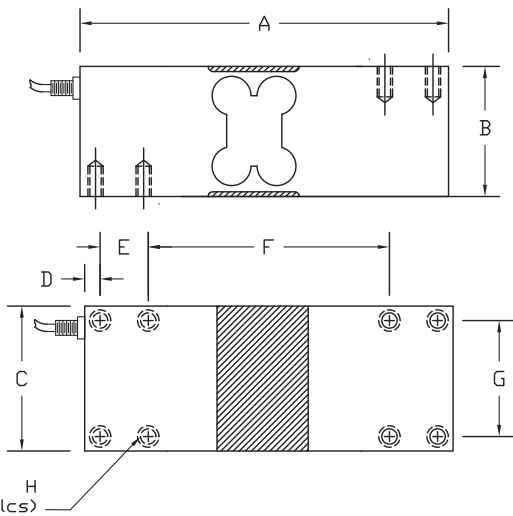


Weigh Modules

N/A

Interchangeable Products

- | | |
|-------------------------|---------------------|
| HBM - PW16 | Rice Lake - RLPWM16 |
| Mettler Toledo - MT1260 | Tedea - 1260 |
| Rice Lake - RL1260 | Tedea - 1260S |



Rated Capacity	Dimensions							
	A	B	C	D	E	F	G	H
50 - 635 kg	7.40	2.45	2.49	0.22	1.38	4.21	1.97	5/16 - 18UNC x 0.62dp

Specifications

Rated Output (mV/V)	2.00 +/- 10%	
Nonlinearity	+/- 0.02% FS	
Hysteresis	+/- 0.02% FS	
Repeatability	+/- 0.02% FS	
Creep (30 minutes)	+/- 0.03% FS	
Zero Balance	+/- 1.00% FS	
Temp. Effect on Zero	+/- 0.002% of rated output/°C	
Temp. Effect on Output	+/- 0.001% of applied output/°C	
Input Impedance	410 +/- 10 ohms	
Output Impedance	350 +/- 5 ohms	
Insulation Resistance	5000 Megohms	
Excitation Voltage	10V AC/DC (20V Max)	
Compensated Temp. Range	-10°C - +40°C	
Operating Temp. Range	-20°C - +60°C	
Safe Overload	150% FS	
Cable Length	10' 4 Conductor Cable	
Cable Color Code	Input	Green -Excitation
		Black -Excitation
	Output	White +Signal
		Red -Signal
Seal Type	Environmentally-Sealed, IP 67	
Max Platform Size	24 x 24 in / 600 x 600 mm	

CAS-50A: Aluminum Load Cell

Item #	Capacity	Ship Weight (lb/kg)	List Price	Dealer Price
CAS-50A-50L	50 kg	5 lbs	288.75	173.25
CAS-50A-75L	75 kg	5 lbs		
CAS-50A-100L	100 kg	5 lbs		
CAS-50A-150L	150 kg	6 lbs		
CAS-50A-200L	200 kg	6 lbs		
CAS-50A-250L	250 kg	6 lbs		
CAS-50A-300L	300 kg	6 lbs		
CAS-50A-500L	500 kg	6 lbs		
CAS-50A-635L*	635 kg	6 lbs		

*Non-NTEP

CAS-50B Series



Load Cell

SINGLE POINT

- 50 kg to 635 kg Capacities
- Aluminum Construction - Protected up to IP67 Standards
- NTEP 1:5,000 Class III & FM Approved
- Country of Origin: China

Applications

Single point, environmentally sealed, aluminum load cells for medium to heavy capacity applications.

Approvals

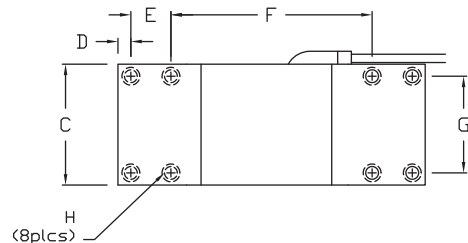
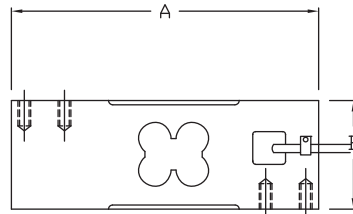


Weigh Modules

N/A

Interchangeable Products

HBM- PW24
Teda - 1263
Transcell - FAV



Rated Capacity	Dimensions							
	A	B	C	D	E	F	G	H
50 to 1,000 kg	6.85	2.56	2.36	0.28	0.75	4.80	1.18	M8 x 1.25 x 0.75dp

Specifications		
Rated Output (mV/V)	2.00 +/- 10%	
Nonlinearity	+/- 0.02% FS	
Hysteresis	+/- 0.02% FS	
Repeatability	+/- 0.02% FS	
Creep (30 minutes)	+/- 0.03% FS	
Zero Balance	+/- 1.00% FS	
Temp. Effect on Zero	+/- 0.002% of rated output/°C	
Temp. Effect on Output	+/- 0.001% of applied output/°C	
Input Impedance	410 +/- 10 ohms	
Output Impedance	350 +/- 3 ohms	
Insulation Resistance	5000 Megohms	
Excitation Voltage	10V AC/DC (20V Max)	
Compensated Temp. Range	-10°C - +40°C	
Operating Temp. Range	-20°C - +60°C	
Safe Overload	150% FS	
Cable Length	10' 4 Conductor Cable	
Cable Color Code		
	Input	Green +Excitation Black -Excitation
	Output	White +Signal Red -Signal
Seal Type	Environmentally-Sealed, IP 67	
Max Platform Size	24 x 24 in / 600 x 600 mm	

CAS-50B: Aluminum Load Cell

Item #	Capacity	Ship Weight (lb/kg)	List Price	Dealer Price
CAS-50B-50L	50 kg	5 lbs	288.75	173.25
CAS-50B-100L	100 kg	5 lbs		
CAS-50B-150L	150 kg	6 lbs		
CAS-50B-200L	200 kg	6 lbs		
CAS-50B-250L	250 kg	6 lbs		
CAS-50B-300L	300 kg	6 lbs		
CAS-50B-500L	500 kg	6 lbs		
CAS-50B-635L*	635 kg	6 lbs		

*Non-NTEP

Mounts/LC

CAS-40SS Series



Load Cell

Potted Single Point

- 10 kg to 150 kg Capacities
- Stainless Steel Construction - Protected up to IP67 Standards
- FM Approved
- Country of Origin: China

Applications

Single point, stainless steel, environmentally sealed, IP67 rated load cell for light to medium capacity bench scale applications.

Approvals

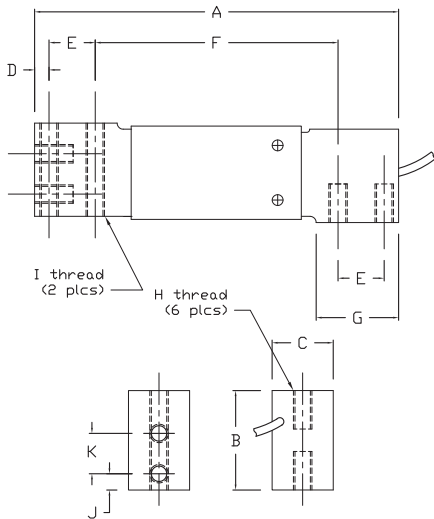


Weigh Modules

N/A

Interchangeable Products

- Artech - SS60510
- Rice Lake - RL1140
- HBM - PW15AH
- Tedea - 1140



Rated Capacity	Dimensions						
	A	B	C	D	E	F	G
10 kg - 150 kg	5.91	1.57	1.03	0.24	0.75	3.94	1.339
	H	I	J		K		
10 kg - 150 kg	0.75	0.75	1/4 - 20UNC x 0.50dp		1/4 - 28UNF x 0.50dp		

Specifications		
Rated Output (mV/V)	2.00 +/- 10%	
Nonlinearity	+/- 0.03% FS	
Hysteresis	+/- 0.02% FS	
Repeatability	+/- 0.02% FS	
Creep (30 minutes)	+/- 0.03% FS	
Zero Balance	+/- 1.00% FS	
Temp. Effect on Zero	+/- 0.002% of rated output/°C	
Temp. Effect on Output	+/- 0.001% of applied output/°C	
Input Impedance	385 +/- 10 ohms	
Output Impedance	350 +/- 3 ohms	
Insulation Resistance	5000 Megohms	
Excitation Voltage	10V AC/DC (20V Max)	
Compensated Temp. Range	-10°C - +40°C	
Operating Temp. Range	-20°C - +60°C	
Safe Overload	150% FS	
Cable Length	10' 4 Conductor Cable	
Cable Color Code	Input	Green +Excitation
		Black -Excitation
	Output	Red +Signal
		White -Signal
Seal Type	Environmentally-Sealed, Potted, IP 67	
Max Platform Size	15 x 15 in / 400 x 400 mm	

CAS-40S: Stainless Steel Potted Load Cell

Item #	Capacity	Ship Weight (lb/kg)	List Price	Dealer Price
CAS-40S-10L	10 kg	4 lbs	330.75	198.45
CAS-40S-15L	15 kg	4 lbs		
CAS-40S-20L	20 kg	4 lbs		
CAS-40S-30L	30 kg	4 lbs		
CAS-40S-50L	50 kg	4 lbs		
CAS-40S-75L	75 kg	4 lbs		
CAS-40S-100L	100 kg	4 lbs		
CAS-40S-150L	150 kg	4 lbs		

*Non-NTEP

Mounts/LC

CAS-HPS Series



Load Cell

SINGLE POINT

- 6 kg to 100 lb Capacities
- Stainless Steel Construction - Protected up to IP67 Standards
- NTEP 1:5,000 Class III & FM Approved
- Country of Origin: China

Applications

Single point, environmentally sealed, stainless steel load cells for low capacity applications

Approvals

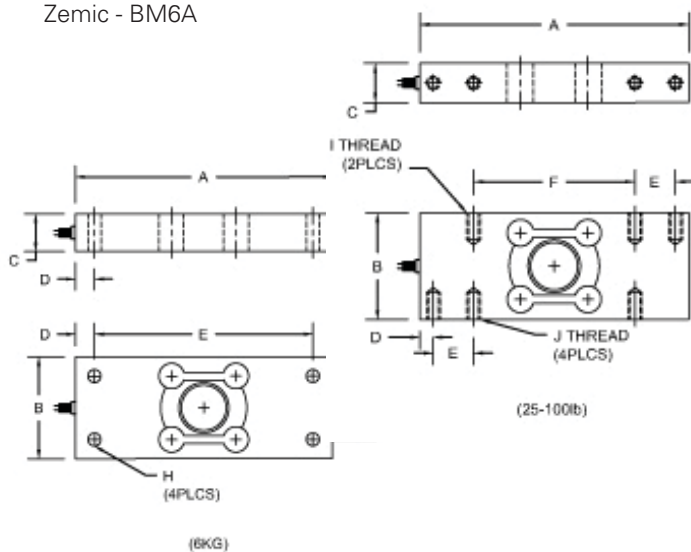


Weigh Modules

N/A

Interchangeable Products

Revere - HPS
Zemic - BM6A



Specifications

Rated Output (mV/V)	2.00 or 3.00 (KG version 2) +/- 10%
Nonlinearity	+/- 0.03% FS
Hysteresis	+/- 0.02% FS
Repeatability	+/- 0.02% FS
Creep (30 minutes)	+/- 0.03% FS
Zero Balance	+/- 1.00% FS
Temp. Effect on Zero	+/- 0.002% of rated output/°C
Temp. Effect on Output	+/- 0.001% of applied output/°C
Input Impedance	385 +/- 10 ohms
Output Impedance	350 +/- 3 ohms
Insulation Resistance	5000 Megohms
Excitation Voltage	10V AC/DC (20V Max)
Compensated Temp. Range	-10°C - +40°C
Operating Temp. Range	-20°C - +60°C
Safe Overload	150% FS
Cable Length	10' 4 Conductor Cable
Cable Color Code	
Input	Green +Excitation
	Black -Excitation
Output	White +Signal
	Red -Signal
Seal Type	Environmentally-Sealed, IP 67
Max Platform Size	24 x 24 in / 600 x 600 mm

CAS-HPS: Stainless Steel Load Cell

Item #	Capacity	Ship Weight (lb/kg)	List Price	Dealer Price
CAS-HPS-6L	6 kg		693.00	415.80
CAS-HPS-25L	25 lb			
CAS-HPS-50L	50 lb			
CAS-HPS-100L	100 lb		895.13	537.08

Rated Capacity	CAS-23LA/LS - Dimensions									
	A	B	C	D	E	F	G	H	I	J
6 kg	5.00	1.98	0.73	0.37	4.25	0.37	1.25	0.25	-	-
25 lb - 50 lb	5.00	1.98	0.73	0.25	0.75	3.00	-	-	10-24UNCx0.35dp	1/4-20UNCx0.35dp
100 lb	5.00	1.98	0.94	0.25	0.75	3.00	-	-	10-24UNCx0.35dp	1/4-20UNCx0.35dp

CAS-60040 Series



Load Cell

SINGLE ENDED SHEAR BEAM

- 25 lb to 500 lb Capacities
- Stainless Steel Construction
- Protected up to IP65 Standards
- Country of Origin: China

Applications

Light Capacity Tanks, Bin, and Hoppers

Approvals



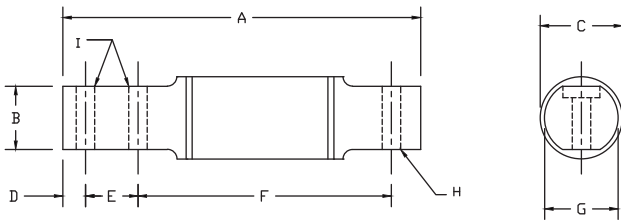
Weigh Modules

CAS-59M

Interchangeable Products

Artech - 50210
 Rice Lake - RL50210, RL502100SST
 Revere Transducers - 5503, 9503
 Sensortronics - 60040

Specifications	
Rated Output (mV/V)	3.00 +/- 0.1%
Nonlinearity	+/- 0.03% FS
Hysteresis	+/- 0.03% FS
Repeatability	+/- 0.01% FS
Creep (30 minutes)	+/- 0.02% FS
Zero Balance	+/- 1.00% FS
Temp. Effect on Zero	+/- 0.0027% of rated output/°C
Temp. Effect on Output	+/- 0.0015% of applied output/°C
Input Impedance	385 +/- 10 ohms
Output Impedance	350 +/- 3 ohms
Insulation Resistance	5000 Megohms
Excitation Voltage	10V AC/DC (20V Max)
Compensated Temp. Range	-10°C - +40°C
Operating Temp. Range	-20°C - +60°C
Safe Overload	150% FS
Cable Length	30' Standard
Cable Color Code	
Input	Green +Excitation
	Black -Excitation
Output	White +Signal
	Red -Signal
Seal Type	Environmentally-Sealed, IP 67



Rated Capacity	Dimensions								
	A	B	C	D	E	F	G	H	I
25lb - 500lb	2.81	0.62	1.30	0.25	0.50	1.81	1.00	0.26	0.26

CAS-60040: Stainless Steel Load Cell

Item #	Capacity	Ship Weight	List Price	Dealer Price
CAS-60040-25L	25 lb	3 lbs	245.00	147.00
CAS-60040-50L	50 lb	3 lbs		
CAS-60040-75L	75 lb	3 lbs		
CAS-60040-100L	100 lb	3 lbs		
CAS-60040-150L	150 lb	3 lbs		
CAS-60040-250L	250 lb	3 lbs		
CAS-60040-500L	500 lb	3 lbs		

BSA Series



Load Cell

SHEAR BEAM

- Available in 1klb (500kg) up to 10klb (5000kg) versions
- Nickel Plated Tool Steel
- Environmentally Sealed
- Country of Origin: South Korea

Applications

Floor Scales, Tank Scales, Hopper Scales, Process Control

Approvals



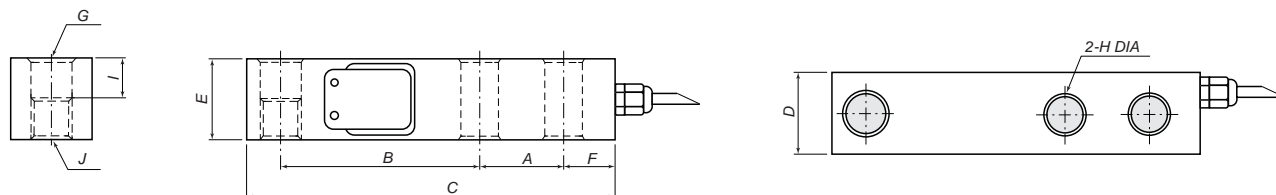
Interchangeable Products

Artech 30310	Revere 5123
CAS 23	Sensortronics 65023
Celtron SQB	Tedea 3421
Rice Lake RL30000	

CAS-BSA: Nickel Plated Tool Steel Load Cell

Item #	Capacity	Ship Weight (lb/kg)	List Price	Dealer Price
BSA-1K	1klb	3 lbs	109.00	70.85
BSA-2K	2klb			
BSA-2.5K	2.5klb			
BSA-3K	3klb			
BSA-4K	4klb			
BSA-5KS (small)	5klb	4 lbs	134.00	80.40
BSA-5K	5klb			
BSA-10K	10klb			
NTEP # 96-072A1 - Legal for Trade				

Specifications			
Rated Load (R.L)	1klb, 2klb, 2.5klb, 3klb, 4klb, 5klb, 10klb		
Rated Output (R.O.)	3 mV/V +/- 10%		
Zero Balance	0.0 ± 0.03 mV/V		
Accuracy Class	D3	C3	
Non-Linearity	≤ 0.03% R.O.	≤ 0.025% R.O.	
Hysteresis	≤ 0.03% R.O.	≤ 0.025% R.O.	
Combined Error	≤ 0.03% R.O.	≤ 0.025% R.O.	
Repeatability	≤ 0.01% R.O.	≤ 0.01% R.O.	
Creep for 30 min	≤ 0.03% R.O.	≤ 0.017% R.O.	
Return for 30 min	≤ 0.03% R.O.	≤ 0.017% R.O.	
Resolution	≤ 1/3000	≤ 1/4000	
Division	0.001 mV/V	0.00075 mV/V	
Temperature Effect on:	Zero Value	0.028	0.014
	Output Value	0.015	0.011
Excitation	Recommended	10V	
	Maximum	15V	
Resistance	Input	350 +/- 3.5 ohms	
	Output	350 +/- 3.5 ohms	
	Insulation	>2000 megaohms	
Compensated Temperature Range	-10°C - +40°C		
Operating Temperature Range	-10°C - +80°C		
Construction	Nickel Plated Steel		
Cable Specification	ø5.4 x 4P x 5M (Urethane)		
Safe Overload	150% Rated Capacity		
Cable Color Code	Red	+Excitation	
	Black	-Excitation	
	Green	+Signal	
	White	-Signal	
	Clear	Shield	



Rated Capacity	Dimensions									
	A	B	C	D	E	F	G	H	I	J
1klb - 5klb (Small Env) (500kgf - 2tf)	1.0 (25.4)	3.0 (76.2)	5.12 (130)	1.25 (32)	1.25 (32)	0.62 (15.8)	0.53 (13.5)	0.53 (13.5)	0.63 (16.0)	1/2 - 20UNF - 2B
5klb (Large Env) - 10klb (3tf - 5tf)	1.5 (38.1)	3.75 (95.3)	6.75 (171.5)	1.5 (3.8)	1.5 (3.8)	0.75 (19)	0.78 (20)	0.78 (20)	0.75 (19)	3/4 - 16UNF - 2B

Mounts/LC

CAS-23 Series



Load Cell

SINGLE ENDED SHEAR BEAM

- 100 lb to 20,000 lb Capacities
- Alloy, Stainless Steel, and Stainless Steel Welded Models
- Protected up to IP67 standards
- Country of Origin: China

Applications

Powder & Bulk Processing, Mixing, Blending, & Batching, Medium to High Capacity Tanks & Hoppers, Level & Inventory Control, Food & Beverage Handling

Approvals



Weigh Modules

CAS-23M, CAS-59M, CAS82M

Interchangeable Products

CAS-23LA

- Artech - 30310
- CAS - BSA
- Celtron - SQB
- HBM - A35
- Revere - 5123
- Rice Lake - RL35023
- Rice Lake - RL30000
- Sensortronics - 65023
- Tedea - 3411
- Totalcomp - TSB

CAS-23LS

- Artech - SS30310
- Celtron - SQB SS
- HBM - B35
- Revere - 9123
- Rice Lake - RL350235
- Rice Lake - RL39123
- Sensortronics - 65023S

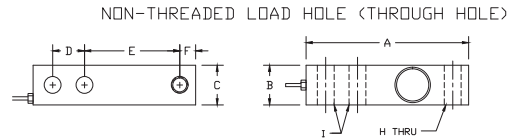
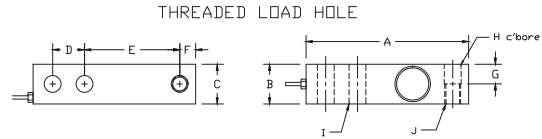
CAS-23LW2

- Rice Lake - RL35082
- Sensortronics - 65083S
- Toledo - 715 Series
- Toledo - TB600531 (2.5K)

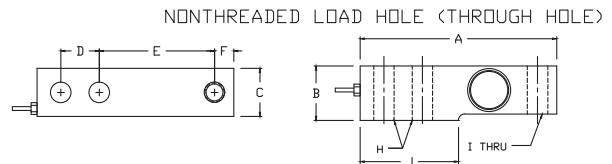
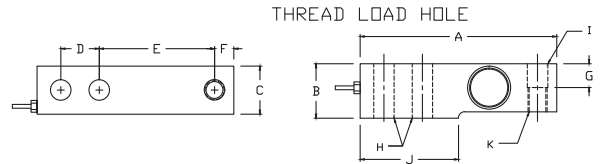
CAS-23LW3

- Artech T20 - SS30310
- Celtron - SQB HSS
- Fairbanks - 3-54786-1
- HBM - H35
- Revere - 9123
- Rice Lake - RL35083
- Rice Lake - RLH35
- Sensortronics C20 - 65083
- Toledo - TB601019-008 (0.5K-1K)
- Toledo - TB601016-020 (1K)
- Toledo - TB601016-008 (2.5K)
- Toledo - TB601017-020 (4K)
- Toledo - TB601018-008 (5K)

Specifications			
Rated Output (mV/V)	3.00 +/- 0.1%	Excitation Voltage	10V AC/DC (20V Max)
	2.00 +/- 0.1% (CAS-23-SSW)	Compensated Temp. Range	-10°C - +40°C
Nonlinearity	+/- 0.03% FS	Operating Temp. Range	-20°C - +60°C
Hysteresis	+/- 0.02% FS	Safe Overload	150% FS
Repeatability	+/- 0.01% FS	Cable Length	20' Standard
Creep (30 minutes)	+/- 0.02% FS	Cable Color Code	
Zero Balance	+/- 1.00% FS	Input	Green +Excitation
Temp. Effect on Zero	+/- 0.0027% of rated output/°C		Black -Excitation
Temp. Effect on Output	+/- 0.0015% of applied output/°C		White +Signal
Input Impedance	385 +/- 10 ohms		Red -Signal
Output Impedance	350 +/- 3 ohms	Seal Type	CAS-23/23SS Environmentally-Sealed, IP 67
Insulation Resistance	5000 Megohms		SSW Load Cells Welded-Seal, IP 67



Rated Capacity	CAS-23LA/LS - Dimensions									
	A	B	C	D	E	F	G	H	I	J
100lb - 750lb	5.12	1.25	1.25	1.00	3.00	0.50	0.62	0.53	0.53	1/2 - 20 UNF
1K - 5Kse	5.12	1.25	1.25	1.00	3.00	0.50	0.62	0.53	0.53	1/2 - 20 UNF
5Kle - 10K	6.75	1.50	1.50	1.50	3.75	0.75	0.75	0.78	0.78	3/4 - 16 UNF
15K - 20K	8.88	2.00	2.00	2.00	4.88	1.00	1.00	1.03	1.03	1 - 14 UNF



Rated Capacity	CAS-23LW - Dimensions										
	A	B	C	D	E	F	G	H	I	J	K
1K - 5Kse	5.12	1.25	1.25	1.00	3.00	0.50	0.62	0.53	0.50	2.25	1/2 - 20 UNF
5Kle - 10K	6.75	1.50	1.50	1.50	3.75	0.75	0.75	0.78	0.75	3.00	3/4 - 16 UNF

CAS-23LA: Alloy Steel Load Cell
- Threaded Hole

Item #	Capacity	Ship Weight	List Price	Dealer Price
CAS-23LA-100L*	100 lb	2 lbs	190.58	114.35
CAS-23LA-250L	250 lb	4 lbs		
CAS-23LA-500L	500 lb	4 lbs		
CAS-23LA-750L	750 lb	4 lbs		
CAS-23LA-1K	1K	4 lbs		
CAS-23LA-1AK	1.5K	4 lbs		
CAS-23LA-2K	2K	4 lbs		
CAS-23LA-2AK	2.5K	4 lbs		
CAS-23LA-4K	4K	4 lbs		
CAS-23LA-5SK	5KSE	4 lbs		
CAS-23LA-5K	5KLE	4 lbs	317.63	190.58
CAS-23LA-10K	10K	4 lbs	629.48	377.69
CAS-23LA-15K	15K	10 lbs		
CAS-23LA-20K	20K	10 lbs		

*Non-NTEP

CAS-23LAT: Alloy Steel Load Cell
- Through Hole

Item #	Capacity	Ship Weight	List Price	Dealer Price
CAS-23LAT-100L*	100 lb	2 lbs	190.58	114.35
CAS-23LAT-250L	250 lb	4 lbs		
CAS-23LAT-500L	500 lb	4 lbs		
CAS-23LAT-750L	750 lb	4 lbs		
CAS-23LAT-1K	1K	4 lbs		
CAS-23LAT-1AK	1.5K	4 lbs		
CAS-23LAT-2K	2K	4 lbs		
CAS-23LAT-2AK	2.5K	4 lbs		
CAS-23LAT-4K	4K	4 lbs		
CAS-23LAT-5SK	5KSE	4 lbs		
CAS-23LAT-5K	5KLE	4 lbs	317.63	190.58
CAS-23LAT-10K	10K	4 lbs	629.48	377.69
CAS-23LAT-15K	15K	10 lbs		
CAS-23LAT-20K	20K	10 lbs		

*Non-NTEP

CAS-23LS: Stainless Steel Load Cell
- Threaded Hole

Item #	Capacity	Ship Weight	List Price	Dealer Price
CAS-23LS-250L	250 lb	3 lbs	306.08	183.65
CAS-23LS-500L	500 lb	4 lbs		
CAS-23LS-750L	750 lb	4 lbs		
CAS-23LS-1K	1K	4 lbs		
CAS-23LS-1AK	1.5K	4 lbs		
CAS-23LS-2K	2K	4 lbs		
CAS-23LS-2AK	2.5K	4 lbs		
CAS-23LS-4K	4K	4 lbs		
CAS-23LS-5SK	5KSE	4 lbs		
CAS-23LS-5K	5KLE	4 lbs		
CAS-23LS-10K	10K	4 lbs	744.98	446.99
CAS-23LS-15K	15K	4 lbs		
CAS-23LS-20K	20K	10 lbs		

CAS-23LST: Stainless Steel Load Cell
- Through Hole

Item #	Capacity	Ship Weight	List Price	Dealer Price
CAS-23LST-250L	250 lb	3 lbs	306.08	183.65
CAS-23LST-500L	500 lb	4 lbs		
CAS-23LST-750L	750 lb	4 lbs		
CAS-23LST-1K	1K	4 lbs		
CAS-23LST-1AK	1.5K	4 lbs		
CAS-23LST-2K	2K	4 lbs		
CAS-23LST-2AK	2.5K	4 lbs		
CAS-23LST-4K	4K	4 lbs		
CAS-23LST-5SK	5KSE	4 lbs		
CAS-23LST-5K	5KLE	4 lbs		
CAS-23LST-10K	10K	4 lbs	744.98	446.99
CAS-23LST-15K	15K	4 lbs		
CAS-23LST-20K	20K	10 lbs		

CAS-23LW2: Stainless Steel Welded Load Cell
- 2mv/v Threaded Hole 20' common cable


Item #	Capacity	Ship Weight	List Price	Dealer Price
CAS-23LW2-1K	1K	4 lbs	346.50	207.90
CAS-23LW2-1AK	1.5K	4 lbs		
CAS-23LW2-2K	2K	4 lbs		
CAS-23LW2-2AK	2.5K	4 lbs		
CAS-23LW2-4K	4K	4 lbs		
CAS-23LW2-5SK	5KSE	4 lbs		
CAS-23LW2-5K	5KLE	4 lbs	433.13	259.88
CAS-23LW2-10K	10K	4 lbs		

CAS-23LW3: Stainless Steel Welded Load Cell
- 3mv/v Threaded Hole 20' common cable

Item #	Capacity	Ship Weight	List Price	Dealer Price
CAS-23LW3-1K	1K	4 lbs	346.50	207.90
CAS-23LW3-1AK	1.5K	4 lbs		
CAS-23LW3-2K	2K	4 lbs		
CAS-23LW3-2AK	2.5K	4 lbs		
CAS-23LW3-4K	4K	4 lbs		
CAS-23LW3-5SK	5KSE	4 lbs		
CAS-23LW3-5K	5KLE	4 lbs	433.13	259.88
CAS-23LW3-10K	10K	4 lbs		

Mounts/LC

CAS-SB14 Series



Load Cell

SINGLE ENDED BEAM

- 500 lb to 10,000 lb Capacities
- Stainless Steel Construction
- Complete Hermetic Sealing
- Protected up to IP68 Standards
- Unique Blinding Hole
- High Input Resistance
- Calibration in mV/V/Ω
- Perfect for use in industrial environments
- Country of Origin: Sri Lanka

Applications

Platform Scales, Hopper and Tank Scales

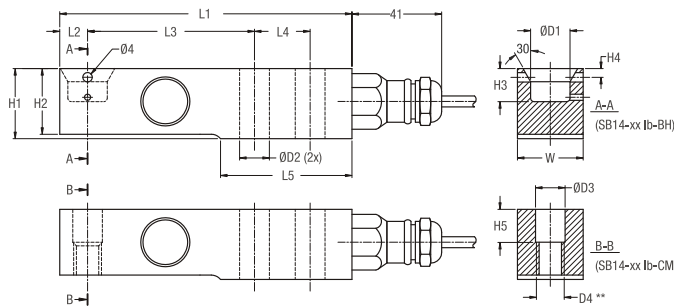
Approvals



Weigh Modules

CAS-5213

Specifications	
Combined Error	≤ +/- 0.0500%*RO
Rated Output (mV/V)	2.00 +/- 0.1%
Nonlinearity	≤ +/- 0.0400%*RO
Hysteresis	≤ +/- 0.0400%*RO
Creep (30 minutes)	≤ +/- 0.0600%*RO
Zero Balance	≤ +/- 5%*RO
Temp. Effect on Min. Dead Load Output	≤ +/- 0.0400%*RO / 10°C
Temp. Effect on Sensitivity	≤ +/- 0.0200%*RO / 10°C
Input Resistance	1100 +/- 50 ohms
Output Resistance	1000 +/- 2 ohms
Insulation Resistance	≥ 5000 Megohms
Excitation Voltage	5...15 V
Compensated Temp. Range	-10°C... +40°C
Operating Temp. Range	-40°C... +80°C (ATEX -40°C... +60°C)
Safe Overload	200%*Emax
Ultimate Load	300%*Emax
Cable Length	3m or 4.5m, Shielded, 4 Conductor Cable, Cable Jack Polyurethane
Cable Color Code	
Input	Green +Excitation
	Black -Excitation
Output	White +Signal
	Red -Signal
	Yellow Shield
Seal Type	Complete Hermetic Sealing, IP68 (up to 2m water depth)/IP69K



CAS-SB14: Stainless Steel Load Cell

Item #	Capacity	Ship Weight (lb/kg)	List Price	Dealer Price
CAS-SB14-500L	500 lb	5 lbs	418.00	251.00
CAS-SB14-1K	1K	5 lbs	418.00	
CAS-SB14-2AK	2.5K	5 lbs	418.00	
CAS-SB14-5K	5K	5 lbs	418.00	

Rated Capacity	Dimensions																
	L1	L2	L3	L4	L5	H1	H2	H3	H4	H5	W	D1	D2	D3	D4	Mounting Bolts	Torque
500/1000lb	5.25	0.50	3.00	1.00	2.36	1.22	1.13	0.59	0.16	0.59	1.18	0.71	0.51	0.53	M12	M12 8.8	90 Nm
2500lb	5.25	0.50	3.00	0.96	2.36	1.22	1.20	0.59	0.16	0.59	1.18	0.71	0.51	0.53	M12	M12 8.8	90 Nm
5000lb	5.25	0.50	3.00	1.00	2.36	1.22	1.20	0.59	0.16	0.59	1.18	0.71	0.51	0.53	M12	M12 10.9	120 Nm

CAS-SB4 Series



Load Cell

SINGLE ENDED BEAM

- 1,125 lb to 22,500 lb Capacities
- Stainless Steel Construction
- Complete Hermetic Sealing
- Protected up to IP68 Standards
- Unique Blinding Hole
- High Input Resistance
- Calibration in mV/V/Ω
- Perfect for use in harsh industrial environments
- Country of Origin: Sri Lanka

Applications

Platform Scales, Hopper and Tank Scales

Approvals



Weigh Modules

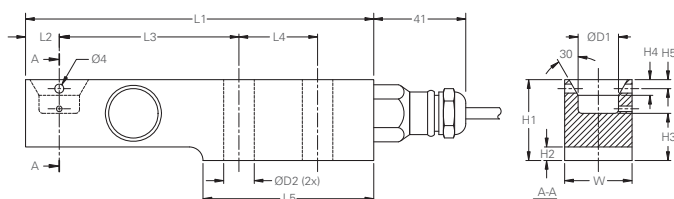
CAS-5205, CAS-5213

Country of Origin: Sri Lanka

Specifications	
Combined Error	≤ +/- 0.0500%*RO
Rated Output (mV/V)	2.00 +/- 0.1%
Nonlinearity	≤ +/- 0.0400%*RO
Hysteresis	≤ +/- 0.0400%*RO
Creep (30 minutes)	≤ +/- 0.0600%*RO
Zero Balance	≤ +/- 5%*RO
Temp. Effect on Min. Dead Load Output	≤ +/- 0.0400%*RO / 10°C
Temp. Effect on Sensitivity	≤ +/- 0.0200%*RO / 10°C
Input Resistance	1100 +/- 50 ohms
Output Resistance	1000 +/- 2 ohms
Insulation Resistance	≥ 5000 Megohms
Excitation Voltage	5...15 V
Compensated Temp. Range	-10°C... +40°C
Operating Temp. Range	-40°C... +80°C (ATEX -40°C... +60°C)
Safe Overload	200%*E _{max}
Ultimate Load	300%*E _{max}
Cable Length	3m or 4.5m, Shielded, 4 Conductor Cable, Cable Jack Polyurethane
Cable Color Code	
Input	Green +Excitation
	Black -Excitation
Output	White +Signal
	Red -Signal
	Yellow Shield
Seal Type	Complete Hermetic Sealing, IP68 (up to 2m water depth)/IP69K

Mounts/LC

Dimensions (in mm)



CAS-SB4: Stainless Steel Load Cell

Item #	Capacity	Ship Weight (lb/kg)	List Price	Dealer Price
CAS-SB4-1K	1125 lbs	4 lbs	540.75	324.45
CAS-SB4-2K	2250 lbs	4 lbs	540.75	
CAS-SB4-4K	4500 lbs	4 lbs	540.75	
CAS-SB4-11K	11,250 lbs	7 lbs	771.75	463.05
CAS-SB4-22k	22,500 lbs	16 lbs	1155.00	693.00

Rated Capacity	Dimensions														
	L1	L2	L3	L4	L5	H1	H2	H3	H4	H5	W	D1	D2	Mounting Bolts	Torque
1125/2250/4500	6.10	0.59	3.15	1.38	2.99	1.42	0.24	0.83	0.28	0.16	1.18	0.71	0.51	M12 8.8	90 Nm
11250	7.48	0.83	4.13	1.57	3.66	1.93	0.31	1.12	0.24	0.31	1.69	0.98	0.83	M20 8.8	400 Nm
22500	9.65	1.18	5.31	1.97	4.72	2.87	0.49	1.65	0.39	NA	2.36	1.18	1.06	M24 8.8	700 Nm

CAS-745 Series



Load Cell

SINGLE ENDED SHEAR BEAM

- 500 lb to 10,000 lb Capacities
- Stainless Steel Construction
- Protected up to IP67 standards
- Hermetically Sealed
- Country of Origin: China

Applications

Perfect for tank, bin, and hopper weighing

Approvals



Weigh Modules

CAS-RTM

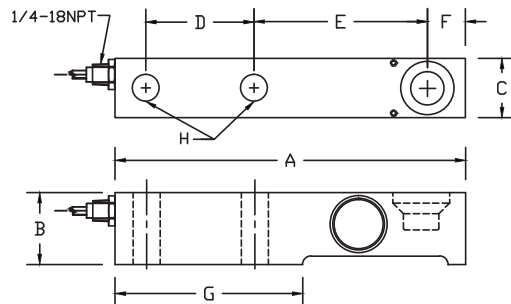
Interchangeable Products

HBM - THC

Rice Lake - RL30745

Toledo - TB600363 (1.25K), TB600342 (2.5K), TB600261 (4K), TB600364 (10K), TB600343 (5K), TB600529 (500lb), 745 mount

TotalComp - TB745



Rated Capacity	Dimensions							
	A	B	C	D	E	F	G	H
500lb - 4K	5.25	1.19	1.21	1.00	3.00	0.61	2.27	0.51
5K	5.38	1.46	1.46	1.00	3.00	0.73	2.27	0.51
10K	6.75	1.69	1.69	1.50	3.75	0.75	2.91	0.78

Specifications	
Rated Output (mV/V)	2.00 +/- 0.1%
Nonlinearity	+/- 0.03% FS
Hysteresis	+/- 0.02% FS
Repeatability	+/- 0.01% FS
Creep (30 minutes)	+/- 0.02% FS
Zero Balance	+/- 1.00% FS
Temp. Effect on Zero	+/- 0.0027% of rated output/°C
Temp. Effect on Output	+/- 0.0015% of applied output/°C
Input Impedance	385 +/- 10 ohms
Output Impedance	350 +/- 3 ohms
Insulation Resistance	5000 Megohms
Excitation Voltage	10V AC/DC (20V Max)
Compensated Temp. Range	-10°C - +40°C
Operating Temp. Range	-20°C - +60°C
Safe Overload	150% FS
Cable Length	30' Standard
Cable Color Code	
Input	Green +Excitation
	Black -Excitation
Output	White +Signal
	Red -Signal
Seal Type	Environmentally-Sealed, IP 67

CAS-745: Stainless Steel Load Cell

Item #	Capacity	Ship Weight (lb/kg)	List Price	Dealer Price
CAS-745L-500L	500 lb	4 lbs	462.00	277.20
CAS-745L-1K	1K	4 lbs	462.00	
CAS-745L-1AK	1.25K	4 lbs	462.00	
CAS-745L-2AK	2.5K	4 lbs	462.00	
CAS-745L-4K	4K	4 lbs	462.00	
CAS-745L-5K	5K	4 lbs	635.25	381.15
CAS-745L-10K	10K	5 lbs	750.75	450.45

CAS-SB8 Series



Load Cell

DOUBLE ENDED SHEAR BEAM

- 10 kg to 500 kg Capacities
- Stainless Steel
- Protected up to IP68 Standards
- Country of Origin: Sri Lanka

Applications

Platform scales, bench scales, conveyor scales, small hopper and tank weighing systems, bagging machines.

Approvals



Weigh Modules

CAS-SB8 with Load Mount

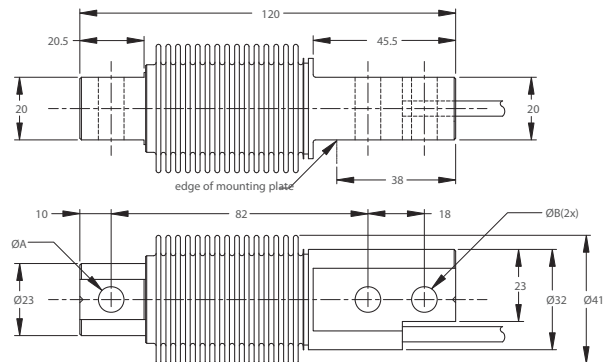
Interchangeable Products

CAS-
Artech -

Specifications	
Rated Output (mV/V)	2.00 +/- 0.1%
Nonlinearity	+/- 0.04% RO
Hysteresis	+/- 0.04% RO
Creep (30 minutes)	+/- 0.06% RO
Zero Balance	+/- 5.00% RO
Temp Effect on Min Dead Load Output	+/- 0.04% of rated output/10°C
Temp. Effect on Sensitivity	+/- 0.02% of rated output/10°C
Input Impedance	380 +/- 10 ohms
Output Impedance	350 +/- 5 ohms
Insulation Resistance	5000 Megohms
Excitation Voltage	5...15V
Compensated Temp. Range	-10°C - +40°C
Operating Temp. Range	-40°C - +80°C
Safe Overload	200% Emax
Safe Side Load	100% Emax
Ultimate Overload	300% Emax
Cable Length	3m Shielded, 6 Conductor Cable
Cable Color Code	Green +Excitation / Black -Excitation
	White +Signal / Red -Signal
	Blue +Sense / Brown -Sense
	Yellow Shield
Seal Type	IP68

CAS-SB8: Stainless Steel Load Cell

Item #	Capacity	Ship Weight (lb/kg)	List Price	Dealer Price
CAS-SB8-10L	10 kg	2 bs	656.25	393.75
CAS-SB8-20L	20 kg	2 bs		
CAS-SB8-100L	100 kg	2 bs		
CAS-SB8-200L	200 kg	2 bs	1,286.25	771.75
CAS-SB8-250L	250 kg	2 bs		
CAS-SB8-500L	500 kg	2 bs		



Rated Capacity	Dimensions			
	A	B	Mounting Bolts	Torque*
10 kg - 250 kg	8.2	8.2	M8 8.8	25 Nm
500 kg	10.5	8.2	M8 10.9	35 Nm

Mounts/LC

CAS-16 Series



Load Cell

DOUBLE ENDED SHEAR BEAM

- 1,000 lb to 125,000 lb Capacities
- Alloy and Stainless Steel Welded Models
- Protected up to IP67 Standards
- Country of Origin: China

Applications

Designed for use in medium to heavy capacity tanks, hoppers, and bin scales

Approvals



CAS-16LW Only

Weigh Modules

CAS-16M

Interchangeable Products

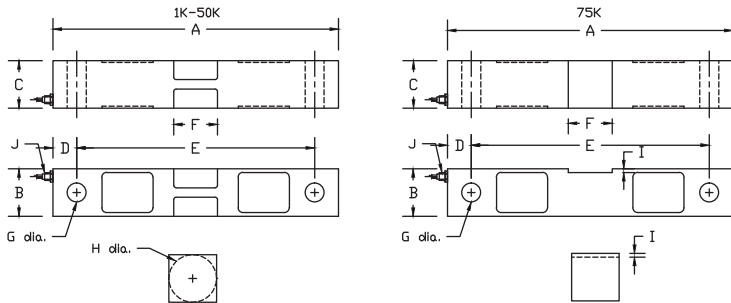
CAS-16L

- Artech - 70510
- Celtron - DSR
- Revere - 5203
- Rice Lake - RL75016
- Sensortronics - 65016
- Totalcomp - GDE16
- Totalcomp - TDE16
- Transcell - DBS

CAS-16LW

- Celtron - DSR HHS
- Revere - 9203
- Rice Lake - RL75016SS
- Rice Lake - RL75016WHE
- Sensortronics - 65016W
- Sensortronics - 65016WH

Specifications		
Rated Output (mV/V)	3.00 +/- 0.1%	
Nonlinearity	+/- 0.03% FS	
Hysteresis	+/- 0.02% FS	
Repeatability	+/- 0.01% FS	
Creep (30 minutes)	+/- 0.02% FS	
Zero Balance	+/- 1.00% FS	
Temp. Effect on Zero	+/- 0.0027% of rated output/°C	
Temp. Effect on Output	+/- 0.0015% of applied output/°C	
Input Impedance	700 +/- 10 ohms	
Output Impedance	700 +/- 5 ohms	
Insulation Resistance	5000 Megohms	
Excitation Voltage	10V AC/DC (20V Max)	
Compensated Temp. Range	-10°C - +40°C	
Operating Temp. Range	-20°C - +60°C	
Safe Overload	150% FS	
Cable Length	1K - 5K	50' Standard
	10K - 125K	50' Braided Shield
Cable Color Code		
Input	Green	+Excitation
	Black	-Excitation
Output	White	+Signal
	Red	-Signal
Seal Type	CAS-16L	Environmentally-Sealed, IP 67
	CAS-16LW	Welded-Seal, IP 67



Rated Capacity	Dimensions									
	A	B	C	D	E	F	G	H	I	J
1K - 5K	7.50	1.25	1.25	0.62	6.25	1.15	0.50	1.25	-	1/4 - 18 NPT
10K - 25K	8.75	1.94	1.44	0.62	7.50	2.00	0.81	2.00	-	1/4 - 18 NPT
35K	8.75	2.50	1.50	0.62	7.50	2.00	0.81	2.50	-	1/4 - 18 NPT
50K	13.50	2.94	2.44	1.00	11.50	3.25	1.31	3.00	-	1/2 - 14 NPT
75K	13.50	2.94	2.44	1.00	11.50	3.25	1.31	-	0.17	1/2 - 14 NPT
100K - 125K	18.50	3.94	2.94	1.75	15.00	3.25	1.63	-	0.25	1/2 - 14 NPT

Mounts/LC

CAS-16L: Alloy Steel Load Cell

Item #	Capacity	Ship Weight (lb/kg)	List Price	Dealer Price
CAS-16L-1K	1K	6 lbs	546.00	327.60
CAS-16L-1AK	1.5K	6 lbs		
CAS-16L-2K	2K	6 lbs		
CAS-16L-2AK	2.5K	6 lbs		
CAS-16L-3K	3K	6 lbs		
CAS-16L-5K	5K	6 lbs		
CAS-16L-10K	10K	12 lbs	624.75	374.85
CAS-16L-15K	15K	12 lbs		
CAS-16L-20K	20K	12 lbs		
CAS-16L-25K	25K	12 lbs		
CAS-16L-35K	35K	12 lbs		
CAS-16L-50K	50K	27 lbs		
CAS-16L-75K*	75K	27 lbs	929.78	557.87
CAS-16L-100K*	100K	58 lbs	1,264.73	758.84
CAS-16L-125K*	125K	58 lbs		

*Has square center

CAS-16LW: Stainless Steel Welded Load Cell

Item #	Capacity	Ship Weight (lb/kg)	List Price	Dealer Price
CAS-16LW-1K	1K	6 lbs	617.93	370.76
CAS-16LW-1AK	1.5K	6 lbs		
CAS-16LW-2K	2K	6 lbs		
CAS-16LW-2AK	2.5K	6 lbs		
CAS-16LW-3K	3K	6 lbs		
CAS-16LW-5K	5K	6 lbs		
CAS-16LW-10K	10K	12 lbs	693.00	415.80
CAS-16LW-15K	15K	12 lbs		
CAS-16LW-20K	20K	12 lbs		
CAS-16LW-25K	25K	12 lbs		
CAS-16LW-35K	35K	12 lbs		
CAS-16LW-50K	50K	27 lbs		
CAS-16LW-75K*	75K	27 lbs	1,386.00	831.60

*Has square center

CAS-58 Series



Load Cell

DOUBLE ENDED SHEAR BEAM

- 10,000 lb to 125,000 lb Capacities
- Alloy Steel Construction
- Protected up to IP67 Standards
- Country of Origin: China

Applications

Tank, Bin, & Hopper Weighing, Silo Weighing, Batching, Blending, Mixing, and Inventory Monitoring

Approvals



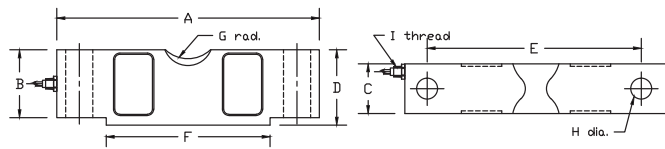
Weigh Modules

CAS-TSA

Interchangeable Products

- | | |
|---------------------|------------------------|
| Artech - 70310 | Sensortronics - 65058A |
| Celtron - CLB | Teda - 4158 |
| Revere - 5303 | Totalcomp - TDE58 |
| Rice Lake - RL75058 | |

Specifications	
Rated Output (mV/V)	3.00 +/- 0.1%
Nonlinearity	+/- 0.03% FS
Hysteresis	+/- 0.02% FS
Repeatability	+/- 0.01% FS
Creep (30 minutes)	+/- 0.02% FS
Zero Balance	+/- 1.00% FS
Temp. Effect on Zero	+/- 0.0027% of rated output/°C
Temp. Effect on Output	+/- 0.0015% of applied output/°C
Input Impedance	700 +/- 10 ohms
Output Impedance	700 +/- 5 ohms
Insulation Resistance	5000 Megohms
Excitation Voltage	10V AC/DC (20V Max)
Compensated Temp. Range	-10°C - +40°C
Operating Temp. Range	-20°C - +60°C
Safe Overload	150% FS
Cable Length	50' Braided Shield
Cable Color Code	
Input	Green +Excitation
	Black -Excitation
Output	White +Signal
	Red -Signal
Seal Type	Environmentally-Sealed, IP 67



Rated Capacity	Dimensions								
	A	B	C	D	E	F	G	H	I
10K - 25K	7.75	1.70	1.69	1.94	6.50	5.00	0.75	0.68	1/4 - 18 NPT
40K - 50Kse	10.25	2.10	1.94	2.44	8.50	6.39	1.00	0.81	1/4 - 18 NPT
50K - 75K	10.25	2.65	2.44	2.94	8.50	6.39	1.00	1.06	1/2 - 14 NPT
100K - 125K	15.25	3.43	2.90	3.86	12.75	9.00	1.50	1.62	1/2 - 14 NPT

CAS-58: Alloy Steel Load Cell

Item #	Capacity	Ship Weight (lb/kg)	List Price	Dealer Price
CAS-58L-10K*	10K	11 lbs	651.00	390.60
CAS-58L-20K*	20K	11 lbs		
CAS-58L-25K	25K	11 lbs		
CAS-58L-40K	40K	16 lbs	782.25	469.35
CAS-58L-50SK	50Kse	16 lbs	861.00	516.60
CAS-58L-50K	50K	22 lbs		
CAS-58L-60K	60K	22 lbs		
CAS-58L-75K	75K	22 lbs	1,627.50	976.50
CAS-58L-100K	100K	45 lbs		
CAS-58L-125K	125K	45 lbs		

*Non-NTEP

CAS-5103 Series



Load Cell

DOUBLE ENDED SHEAR BEAM

- 5,000 lb to 250,000 lb Capacities
- Alloy Steel and Stainless Steel Welded Models
- Protected up to IP67 Standards
- Country of Origin: China

Applications

Medium to High Capacity Weighing Systems, Tanks, Hoppers, Vehicle, & Rail Track Scales

Approvals



CAS-5103 Only CAS-5103LW Only

Weigh Modules

CAS-03M

Interchangeable Products

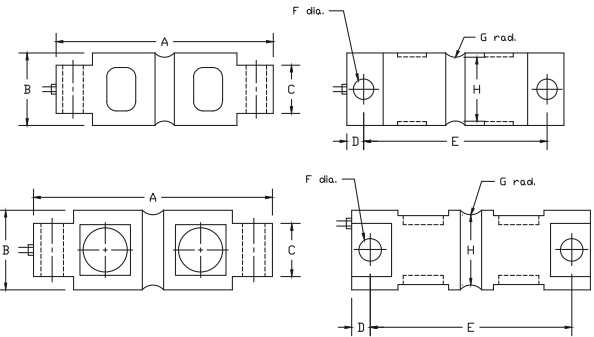
CAS-5103L

Artech - 70210
 Revere - 5103
 Rice Lake - RL70000
 Totalcomp - GDE03, TDE03

CAS-5103LW

Artech - SS70210
 Revere - 9103
 Rice Lake - RL70000SS
 Rice Lake - RL710000 HE

Specifications		
Rated Output (mV/V)	3.00 +/- 0.1%	
Nonlinearity	+/- 0.03% FS	
Hysteresis	+/- 0.02% FS	
Repeatability	+/- 0.01% FS	
Creep (30 minutes)	+/- 0.02% FS	
Zero Balance	+/- 1.00% FS	
Temp. Effect on Zero	+/- 0.0027% of rated output/°C	
Temp. Effect on Output	+/- 0.0015% of applied output/°C	
Input Impedance	700 +/- 10 ohms	
Output Impedance	700 +/- 5 ohms	
Insulation Resistance	5000 Megohms	
Excitation Voltage	10V AC/DC (20V Max)	
Compensated Temp. Range	-10°C - +40°C	
Operating Temp. Range	-20°C - +60°C	
Safe Overload	150% FS	
Cable Length	CAS-5103	60' Braided Shield
	CAS-5103-SSW	50' Braided Shield
Cable Color Code	Input	Green +Excitation
		Black -Excitation
	Output	White +Signal
		Red -Signal
Seal Type	CAS-5103	Environmentally-Sealed, IP 67
	CAS-5103-SSW	Stainless Steel Welded



Rated Capacity	Dimensions							
	A	B	C	D	E	F	G	H
5K - 10K	8.12	1.70	1.12	0.62	6.88	0.66	0.50	1.48
20K	8.12	1.95	1.12	0.62	6.88	0.66	0.50	1.48
30K - 60K	10.25	3.00	2.37	0.88	8.50	1.06	1.00	2.73
100K	11.25	3.50	2.50	0.88	9.50	1.06	1.50	3.24
150K	11.25	3.90	2.80	0.88	9.50	1.06	1.50	3.64
200K - 250K	16.10	5.38	4.60	1.55	13.00	1.56	2.00	5.17

CAS-5103L: Alloy Steel Load Cell

Item #	Capacity	Ship Weight (lb/kg)	List Price	Dealer Price
CAS-5103L-5K	5K	9 lbs	682.50	409.50
CAS-5103L-10K	10K	9 lbs		
CAS-5103L-20K	20K	9 lbs		
CAS-5103L-30K	30K	20 lbs	787.50	472.50
CAS-5103L-40K	40K	20 lbs		
CAS-5103L-50K	50K	20 lbs		
CAS-5103L-60K	60K	20 lbs		
CAS-5103L-100K	100K	29 lbs	1,522.50	913.50
CAS-5103L-150K	150K	39 lbs		
CAS-5103L-200K	200K	96 lbs	2,887.50	1,732.50
CAS-5103L-250K	250K	96 lbs		

CAS-5103LW: Stainless Steel Welded Load Cell

Item #	Capacity	Ship Weight (lb/kg)	List Price	Dealer Price
CAS-5103LW-10K	10K	9 lbs	866.25	519.75
CAS-5103LW-20K	20K	9 lbs		
CAS-5103LW-30K	30K	9 lbs		
CAS-5103LW-40K	40K	20 lbs	952.88	571.73
CAS-5103LW-50K	50K	20 lbs		
CAS-5103LW-60K	60K	20 lbs		

Mounts/LC

CAS-Q50 Series



Load Cell

PANCAKE

- 1,000 lb to 60,000 lb Capacities
- Smooth surfaces and no wells to hold contamination
- Easy to clean, low profile, compact sensor offering light to high capacity weighing capabilities for clean-in-place and sterilize-in-place food, pharmaceutical, and chemical environments.
- Protected up to IP68 Standards with Complete Hermetic Seal
- Country of Origin: Sri Lanka

Applications

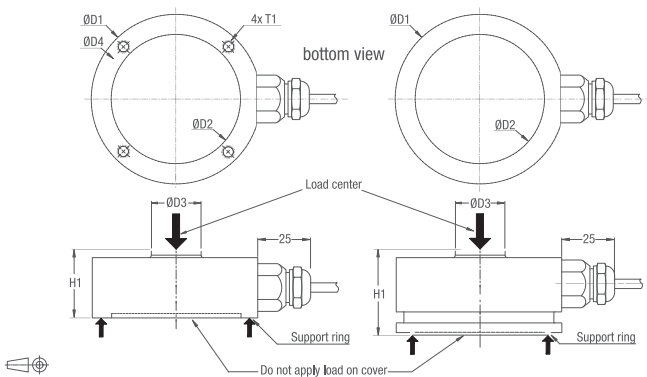
Vessel & silo weighing systems
 High capacity platforms
 General test and measurement tasks.

Approvals



Weigh Modules

CAS-6620



Rated Capacity	Dimensions					
	H1	D1	D2	D3	D4	T1
1K - 10K	32.5	80	62	16	70	M6 x 1, 8 deep
20K	42	95	75	29	-	-
40K - 60K	54	120	87.5	42.5	-	-

Specifications	
Rated Output (mV/V)	2.00 +/- 0.1%
Calibration in mV/V/Ω	+/- 0.05% FS
Min. Dead Load Output Return	+/- 0.05% RO
Combined Error	+/- 0.25% RO
Creep (30 minutes)	+/- 0.06% RO
Zero Balance	+/- 5.00% RO
Temp. Effect on Min. Dead Load output	+/- 0.04% of rated output/°C
Temp. Effect on Sensitivity	+/- 0.02% of rated output/°C
Input Impedance	366 +/- 10 ohms
Output Impedance	351 +/- 2 ohms
Insulation Resistance	>=5000 Megohms
Excitation Voltage	5..15V
Compensated Temp. Range	-10°C - +40°C
Operating Temp. Range	-20°C - +65°C
Safe Overload	200% Emax
Ultimate Overload	300% Emax
Cable Length	5m up to 20K / 10m 40K - 60K
Cable Color Code	Green +Excitation
	Black -Excitation
	White +Signal
	Red -Signal
	Yellow Shield
Seal Type	IP68 (up to 2m water depth) / IP69K

CAS-Q50: Stainless Steel Load Cell

Item #	Capacity	Ship Weight (lb/kg)	List Price	Dealer Price
CAS-Q50-1K	1K	3 lbs	656.25	393.75
CAS-Q50-2K	2K	3 lbs		
CAS-Q50-4K	4K	3 lbs		
CAS-Q50-10K	10K	3 lbs		
CAS-Q50-20K	20K	4 lbs	1,286.25	771.75
CAS-Q50-40K	40K	8 lbs	2,231.25	1,338.75
CAS-Q50-60K	60K	8 lbs		

CAS-412 Series



Load Cell

CANISTER LOAD CELL

- Capacities ranging from 10,000 lbs to 50,000 lbs
- Low Profile, all Stainless Steel Canister Assembly
- Hermetically Sealed Load Cell - IP67 rated
- Self checking with integral mounting plates
- Country of Origin: China

Applications

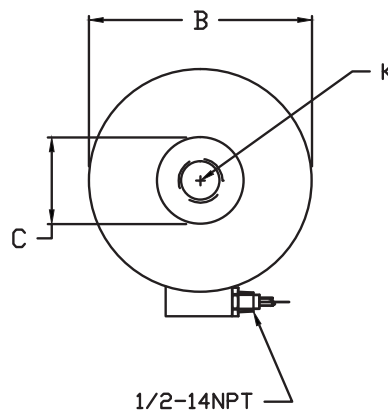
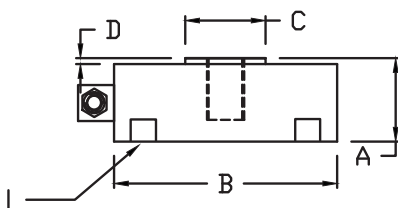
Tanks, Bin & Hopper Weighing, Silo, Batching, and Blending

Approvals



Weigh Modules

CAS-412M



CAS-412: Stainless Steel Load Cell

Item #	Capacity	Ship Weight (lb/kg)	List Price	Dealer Price
CAS-412-10K	10K	12 lbs	1,039.50	623.70
CAS-412-15K	15K	12 lbs		
CAS-412-20K	20K	12 lbs		
CAS-412-25K	25K	12 lbs		
CAS-412-30K	30K	22 lbs		
CAS-412-50K	50K	22 lbs		

Rated Capacity	Dimensions					
	A	B	C	D	K	L
10K - 25K	2.18	4.50	1.62	0.50	3/4 - 16UNF x 1.00 deep	3/8 - 24UNF x 1.00 deep
30K - 50K	2.51	4.50	1.62	0.50	3/4 - 16UNF x 1.00 deep	3/8 - 24UNF x 1.00 deep

Mounts/LC

CAS-SP9 Series



Load Cell

CANISTER LOAD CELL

- Capacities ranging from 1,000 lbs to 250,000 lbs
- All Stainless Steel Construction
- Hermetically sealed canister load cell with two attached mounting plates
- Country of Origin: China

Applications

Use with storage silos, bins, and tanks.

Approvals



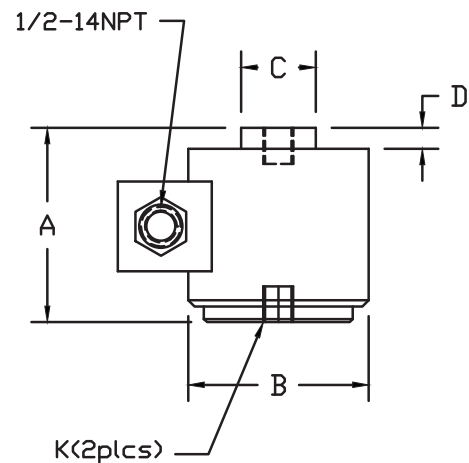
Weigh Modules

CAS-SP9M

CAS-SP9: Stainless Steel Load Cell

Item #	Capacity	Ship Weight (lb/kg)	List Price	Dealer Price
CAS-SP9-1K	1K	6 lbs	1,039.50	623.70
CAS-SP9-2K	2K	6 lbs		
CAS-SP9-5K	5K	6 lbs		
CAS-SP9-10K	10K	6 lbs		
CAS-SP9-20K	20K	6 lbs		
CAS-SP9-25K	25K	6 lbs		
CAS-SP9-50K	50K	6 lbs	1,155.00	693.00
CAS-SP9-100K	100K	13 lbs		
CAS-SP9-150K	150K	32 lbs		
CAS-SP9-200K	200K	32 lbs		
CAS-SP9-250K	250K	32 lbs	1,617.00	970.20

Rated Capacity	Dimensions				
	A	B	C	D	K
1K - 50K	3.25	3.00	1.25	0.35	1/2-20UNF x .50
100K	5.00	4.00	2.31	0.55	1/2-20UNF x .50
150K - 200K	7.25	6.00	3.00	1.10	1/2-20UNF x .50



Mounts/LC

CAS-94 Series



Load Cell

CANISTER LOAD CELL

- 50,000 lb to 300,000 lb Capacities
- Alloy Steel and Stainless Steel Models
- Protected up to IP67 Standards
- Country of Origin: China

Applications

Tanks, Bin & Hopper Weighing, Silo, Batching, and Blending

Approvals



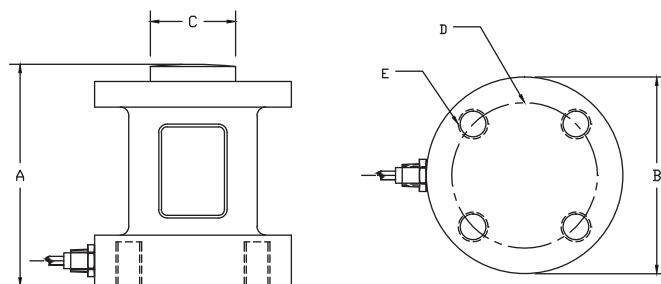
Weigh Modules

CAS-94M

Interchangeable Products

Sensortronics - 65094

Specifications	
Rated Output (mV/V)	2.00 +/- 0.1%
Nonlinearity	+/- 0.05% FS
Hysteresis	+/- 0.03% FS
Repeatability	+/- 0.01% FS
Creep (30 minutes)	+/- 0.03% FS
Zero Balance	+/- 1.00% FS
Temp. Effect on Zero	+/- 0.0027% of rated output/°C
Temp. Effect on Output	+/- 0.0015% of applied output/°C
Input Impedance	385 +/- 10 ohms
Output Impedance	350 +/- 5 ohms
Insulation Resistance	5000 Megohms
Excitation Voltage	10V AC/DC (20V Max)
Compensated Temp. Range	-10°C - +40°C
Operating Temp. Range	-20°C - +60°C
Safe Overload	150% FS
Cable Length	50' Braided Shield
Cable Color Code	
Input	Green +Excitation
	Black -Excitation
Output	White +Signal
	Red -Signal
Seal Type	Environmentally-Sealed, IP 67



Rated Capacity	Dimensions				
	A	B	C	D	E
50K	3.25	2.88	1.25	2.00	3/8 - 24UNF x 0.40 deep
100K	5.00	3.94	2.31	3.00	1/2 - 20UNF x 0.88 deep
200K	6.62	5.94	3.00	5.00	3/4 - 16UNF x 0.88 deep
300K	7.00	5.94	3.00	5.00	3/4 - 16UNF x 0.88 deep

CAS-94L: Alloy Steel Load Cell

Item #	Capacity	Ship Weight (lb/kg)	List Price	Dealer Price
CAS-94L-50K	50K	9 lbs	970.20	582.12
CAS-94L-100K	100K	15 lbs	981.75	589.05
CAS-94L-200K	200K	36 lbs	1,443.75	866.25
CAS-94L-300K	300K	36 lbs		

CAS-94LS: Stainless Steel Load Cell

Item #	Capacity	Ship Weight (lb/kg)	List Price	Dealer Price
CAS-94LS-50K	50K	9 lbs	1,258.00	755.37
CAS-94LS-100K	100K	15 lbs	1,533.00	919.80
CAS-94LS-200K	200K	37 lbs	2,152.50	1,291.50
CAS-94LS-300K	300K	37 lbs	2,152.50	

Mounts/LC